

IGT RGMA GUIDANCE DOCUMENT

VERSION 2.0

December 2021

This document acts as guidance for parties wishing to understand how IGTs (those listed herein) utilise RGMA to support IGT metering activities. This document is not a legal agreement and does not create obligations between any parties (IGT, Supplier, MEM or MAP).

DRAFT

Table of Contents

1. Introduction	4
1.1 Included IGTs	4
1.2 Background	4
1.3 Purpose of this Guidance Document	5
1.4 Note on Contractual Position	5
2. File Structure and Transmission.....	7
2.1 File Naming Conventions	7
2.2 Header.....	7
2.3 Trailer	8
2.4 File Extensions.....	8
2.5 Method of File Transmission.....	9
3. IGT RGMA Summary	10
4. Meter Works	13
4.1 Introduction	13
4.2 Process Flow	13
4.3 File Formats	14
Notify Metering Job – ONJOB	14
4.4 Exceptions.....	41
4.5 Additional Information	42
Quoting for Meter Works	42
5. Change of Shipper	43
5.1 Introduction	43
5.2 Process Flow	44
5.3 File Formats	44
Notify Update Details – ONUPD.....	44
6. Miscellaneous Updates	53
6.1 Introduction	53
6.2 Process Flow	53
6.3 File Formats	53
Notify Update Details – ONUPD.....	53
7. Response Files.....	62
7.1 Supplier Response Files	62
7.2 File Formats	62

8. Query Management and Invoicing	63
9. Appendix 1 - Transaction Comment A0056	64
10. Appendix 2 – Examples	65

1. Introduction

1.1 Included IGTs

This document applies to the following IGTs (or those under the following parent companies):

- BUUK Infrastructure (MEM Shortcode: **GTC**)
- ESP Utilities Group Ltd (MEM Shortcode: **EPS**)
- Indigo Pipelines Ltd (MEM Shortcode: **SEP**)
- Last Mile Gas Ltd (MEM Shortcode: **GUC**)
- Fulcrum Pipelines Ltd (MEM Shortcode: **FPL**)
- Energy Assets Ltd (MEM Shortcode: **EAP**)
- Harlaxton Gas Networks Ltd (MEM Shortcode: **HGN**)
- Murphy Gas Networks Ltd (MEM Shortcode: **MRP**)
- Squire Energy Ltd (MEM Shortcode: **SQU**)

Any reference made to IGTs in this document is a reference to the IGTs listed above only. Those MDD Shortcodes quoted are to clarify the parties that agree to adhere to this document (as the minimum implementation of RGMA flows). Readers should be aware that potential changes to MDD Shortcodes may not be reflected in the most recent published Guidance Document.

1.2 Background

RGMA defines the standards for electronic file formats to be used between Suppliers, MEMs and other industry parties, for metering competition related interfaces. IGTs provide metering services to gas shippers through its contract under the IGT Uniform Network Code ("IGT UNC"). The IGT UNC contains the provisions that govern both the commercial and data transfer elements of this service.

In June 2013, Ofgem approved SPAA Change Proposal CP 12/227, which mandated the use of Schedule 22 (SPAA Metering Schedule) and RGMA by Small Transporters. The implementation of CP 12/227 was aligned with Single Service Provision go live.

Where a supplier and an IGT MEM have contractual arrangements in place for metering services which sit outside of the IGT UNC, both parties will utilise RGMA data flows, as defined in Retail Energy Code (REC) which has replaced SPAA, unless agreed otherwise in contract.

Where the metering service is delivered based on the provisions in the IGT UNC (under Part D), IGTs will continue to provide the service based on its contract with the shipper. In addition to the processes in place with gas shipper customers, the relevant IGTs have agreed to send/receive certain RGMA data flows to/from gas suppliers, to support suppliers' business processes.

During Project Nexus Market Trials, two workshops were held in August and September 2016 to review the RGMA file formats to be used by IGTs. This resulted in a document titled "IGT MAM RGMA File Formats v1.1" being produced. The file formats contained within that document have been included below to combine all IGT RGMA Guidance into a single document.

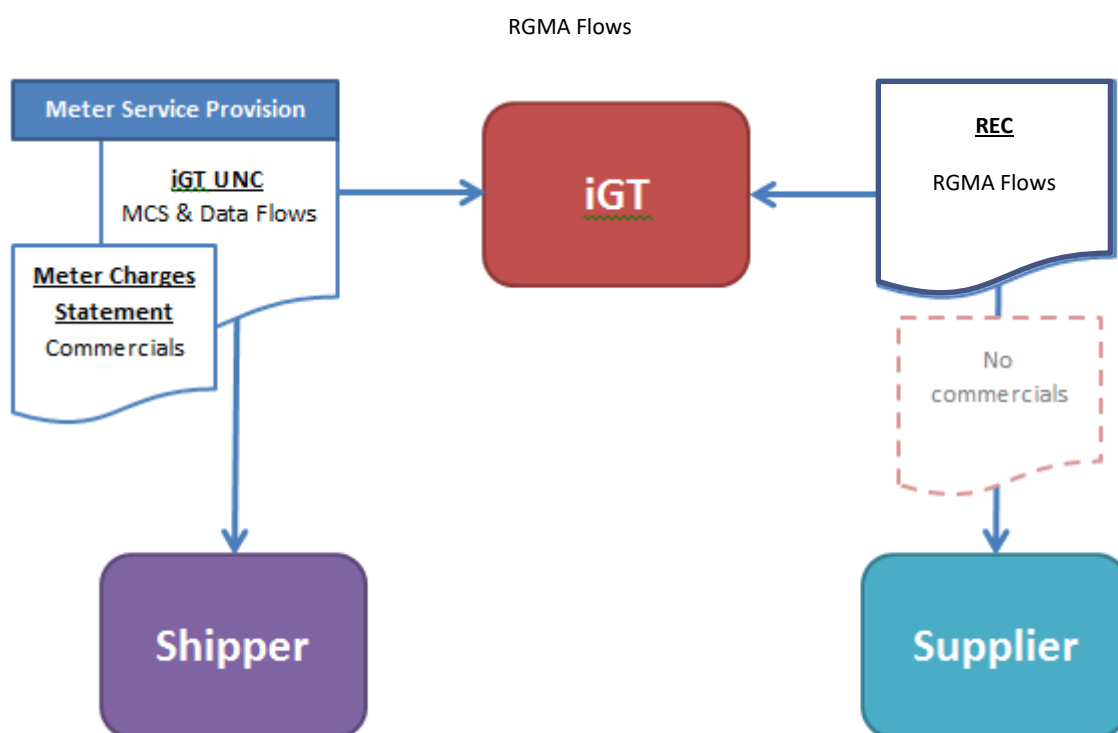
1.3 Purpose of this Guidance Document

Engagement with suppliers during the development of this document demonstrated that there were considerable variances in supplier requirements. Each of the suppliers who fed into the IGT review provided IGTs with a unique view of the extent to which each wished to use RGMA flows with IGT MEMs. This document details the agreed minimum RGMA flows that IGTs (those listed in section 1.1 of this document) will send/receive in the delivery of metering services to gas shippers/suppliers. Any additional RGMA data services provided to suppliers will be subject to bilateral agreement with suppliers.

The guidance herein is designed to supplement the RGMA Baseline document, often referring to sections of the Baseline. The intent of this document is to provide suppliers with sufficient information to allow each to design and build its systems. This document does not form part of any code and contract and does not include references to transactions between IGTs and consumers/MEMs/MAPs.

1.4 Note on Contractual Position

Currently, IGTs contract with shippers for the provision of metering services. Whereas RGMA was implemented subsequent to the development of commercial metering arrangements, for example in the case of NGM, IGTs have no obligation to send/receive RGMA flows prior to the agreement of contractual terms with suppliers.



1: DIAGRAM, SHOWING CONTRACTUAL RELATIONSHIP WITH BOTH PARTIES

Where an RGMA flow, for example asset works (ORJOB) or appointment (ONAGE) is sent from the supplier to the IGT, the flow will only have the required effect where the IGT MEM and supplier have the appropriate agreement in place.

Requests (i.e. where an ORJOB would otherwise be sent by a supplier under a supplier-MEM contract) made under the IGT UNC metering contract with the shipper will be carried out using the existing agreed processes, for those services that both parties have agreed to be provided.

2. File Structure and Transmission

2.1 File Naming Conventions

Full File Name: CCCNN.CC>NNNNNN.CCC	
Description	Code
The MDD Short Code as specified by the destined Supplier	CCC
The environment should be '10' Node	NN
Full Stop to divide the environment and the file type	.
Text to denote file type PN – Production, TN - Test	CC
File sequence number must be unique, consisting of 6 digits	NNNNNN
Full Stop to divide the file sequence number and the file type	.
File Type – ONJ – ONJOB, ONU - ONUPD	CCC

In addition, the data within the environment field relating to the “Node” when the file is sent from Supplier to IGT should be as follows –

IGT	Site ID
BUUK Infrastructure	GTC01
ESP Utilities Group Ltd	EPS01
Indigo Pipelines Ltd	SEP02
Last Mile Gas Ltd	GUC02
Fulcrum Pipelines Ltd	FPL02
Energy Assets Ltd	EAP01
Harlaxton Gas Networks Ltd	tbc
Murphy Gas Networks Ltd	tbc
Squire Energy Ltd	tbc

2.2 Header

	Field Name	OPT	DOM	LNG	Comments
A0177	Record ID	M	T	5	This identifies the record. Value: HEADR
A0179	File Type	M	T	5	As defined in the Online RGMA Data Flow Catalogue. Allowable Values: ONJOB – Notify Metering Job, ONUPD – Notify Asset Data Update

A0180	Originator ID	M	T	3	The abbreviated name of the Market Participant
A0181	Originator Role	M	T	5	As defined in MDD (A0126 Role Code) Allowable Value: MAM
A0182	Recipient ID	M	T	3	The abbreviated name of the Market Participant
A0183	Recipient Role	M	T	5	The code indicating the recipient of the file. Allowable Value: SUP
A0184	Created date	M	D	8	Date of creation of the input file. Format: YYYYMMDD
A0185	Created time	M	T	6	Time of creation of the file as a 24-hour time slot. Format: HHMMSS
A0186	File identifier	M	T	8	File generation number, unique for the originator in role. This should be the file number specified within the file name
A0187	File Usage Code	M	T	5	Identifies what environment the file is being used for. Allowable Values: PRDCT – Production, TST01, TST02 or TST03 – Market Trials Testing
A0188	Record Count	M	N	10	Number of lines/rows, excludes the Header and Trailer
A0189	Transaction Count	M	N	10	Number of TRANS records, excludes the Header and Trailer

2.3 Trailer

	Field Name	OPT	DOM	LNG	Comments
A0177	Record ID	M	T	5	This identifies the record. Value: TRAIL

2.4 File Extensions

File Naming Conventions used in the relevant RGMA flows will reflect the format of the RGMA Baseline, as amended from time to time. For clarity, the extensions of the minimum files to be sent between IGT MEMs and suppliers are below:

Incoming Files (from supplier to IGT)	Extension
Asset Work Notification Response	RNJ
Provide Asset Details Response	RNU

Outgoing Files (from IGT to supplier)	Extension
Asset Work Notification	ONJ
Provide Asset Details	ONU

2.5 Method of File Transmission

All IGTs will use the Information eXchange (IX) network as the method for exchanging RGMA files with Suppliers, or an alternative method where it has been bilaterally agreed between the supplier and IGT.

NOTE: where copies of IGT RGMA files are being sent to the CDSP, Xoserve's sftp service must be used.

3. IGT RGMA Summary

The following is a high-level view of the minimum RGMA flows used by IGTs (and sent to/from suppliers) in the provision of metering services to gas shippers. The table also shows where RGMA flows will not be sent (those struck through) – where this is the case, an explanation has been provided in the ‘Comments’ column as to why the use of the RGMA process is not possible or does not support the contractual arrangements in place.

Ref:	File Type	File Reference (RGMA Baseline 5.9)	Related Physical Process Flows	Comments
1.	Request Job	15.1 Request Job – ORJOB	1B – Request Asset Installation * 2B – Request Asset Removal 3B – Request Asset Exchange	<ul style="list-style-type: none"> IGT MEM takes instructions to carry out work via PSR process (notification sent upon installation, see 2 below) on new housing developments and infill schemes. No contract with supplier. Agreement reached with shipper outside of RGMA, using existing processes. An ORJOB request from a supplier represents a request from a party with which the IGT has no contract to undertake the requested work.
2.	Notify Metering Job Details	15.2 Notify Metering Job – ONJOB (This is work completed only, or the status e.g. re-planned)	1C/D – Pre-notification of Asset Installation* 2C/D – Pre-notification of Asset Removal 3C/D – Pre-notification of Asset Exchange 1J /K – Notification of Asset Installation 2J /K – Notification of Asset Removal 3J /K – Notification of Asset Exchange	<ul style="list-style-type: none"> IGT will send ONJOB notifications to supplier for all installations, removals and exchanges carried out by the IGT MEM. Impractical (inefficient for customer) to send pre-notifications on new housing and infill schemes. Pre-notifications will continue to be sent to shipper where currently issued, in existing format. Existing aborted visit notification to shipper will be sent outside of RGMA, using existing processes (e.g. by email).

3.	Request Metering Quotation	15.3.1 Request Metering Quote ORQUO 15.3.2 Notify Metering Quote ONQUO	P6C Request Metering Price P6G Notify Metering Price	<ul style="list-style-type: none"> Prices provided to shipper outside of RGMA (e.g. Meter Charges Statement) Ad hoc quotations obtained by shipper through existing process.
4.	Notify Agent Change	15.4 Notify Change of Agent ONAGE	6N / 8A Notification of De-Appointment 6P / 8C Notify New MEM of their Appointment	<ul style="list-style-type: none"> New housing and infill scheme IGT MEM appointment will continue via PSR process. Arrangements for IGT MEM and MAP appointment and de-appointment are specific to each IGT. IGT MEM will send incoming supplier ONUPD meter details on a change of supplier (as row #7 below).
5.	Request Metering Details	15.5 Request Metering Details ORDET Request for information.	6R Request for Transfer of Asset Information	<ul style="list-style-type: none"> Arrangements for IGT MEM and MAP appointment and de-appointment are specific to each IGT. No requirement for IGT MEM to send/receive meter details from any third-party MEM, unless agreed in a bilateral contract between IGT and shipper.
6.	Notify Metering Details	15.6 Notify Metering Details ONDET . MEM to MEM Provision of latest information.	6T / 8D Transfer of Metering details Update	<ul style="list-style-type: none"> As per above '5. Request Metering Details'.
7.	Notify Update Details	Error! Reference source not found. Notify Update Metering Details – ONUPD Misc Notify Address Update OSUPD	2L & 3L Notify Asset Collection Details 6U / 8E / 8F – Notification of successful transfer	<ul style="list-style-type: none"> IGT MEM will send incoming supplier ONUPD meter details on a change of supplier, within 2 Business Days of the CDSP notifying them of the change of supplier event. IGT MEM will send supplier ONUPD where details have been updated (e.g. as a result of a shipper query).

				<ul style="list-style-type: none"> OSUPD is not required, as IGT MEM will be notified of address update through the shipper/Xoserve. Supplier may wish to send, but an IGT response may not be sent.
8.	Response	The following are response files:		
		RRJOB – Request Job	1BR – Request Asset Installation 2BR – Request Asset Removal 3BR – Request Asset Exchange	<ul style="list-style-type: none"> Originating flow not sent/received by IGT.
		RNJOB – Notify Metering Job Details	1CR/DR – Pre-notification of Asset Installation 2CR/DR – Pre-notification of Asset Removal 3CR/DR – Pre-notification of Asset Exchange 1JR /KR – Notification of Asset Installation 2JR /KR – Notification of Asset Removal 3JR /KR – Notification of Asset Exchange	<ul style="list-style-type: none"> RNJOB expected in response to ONJOB.
		RRQUO – Request Metering Quote	6PCR	<ul style="list-style-type: none"> Originating flow not sent/received by IGT.
		RNQUO – Notify Metering Quote	6PGR	<ul style="list-style-type: none"> Originating flow not sent/received by IGT.
		RNAGE – Notify Agent Change	6PR (6Q) & 8CR – Appointment Request 6NR (6S) & 7AR – Confirmation of De-Appointment	<ul style="list-style-type: none"> Originating flow not sent/received by IGT.
		RRDET – Request Metering Details	6RR – Request Metering Details	<ul style="list-style-type: none"> Originating flow not sent/received by IGT.
		RNDET – Notify Metering Details	6TR & 8DR – Notify Metering Details	<ul style="list-style-type: none"> Originating flow not sent/received by IGT.
		RNUPD – Notify Update Details	2LR & 3LR – Notify Asset Collection Details 6UR, 8ER & 8FR – Notify Update Changes (confirm successful transfer of information following CoS)	<ul style="list-style-type: none"> RNUPD expected in response to ONUPD.

4. Meter Works

4.1 Introduction

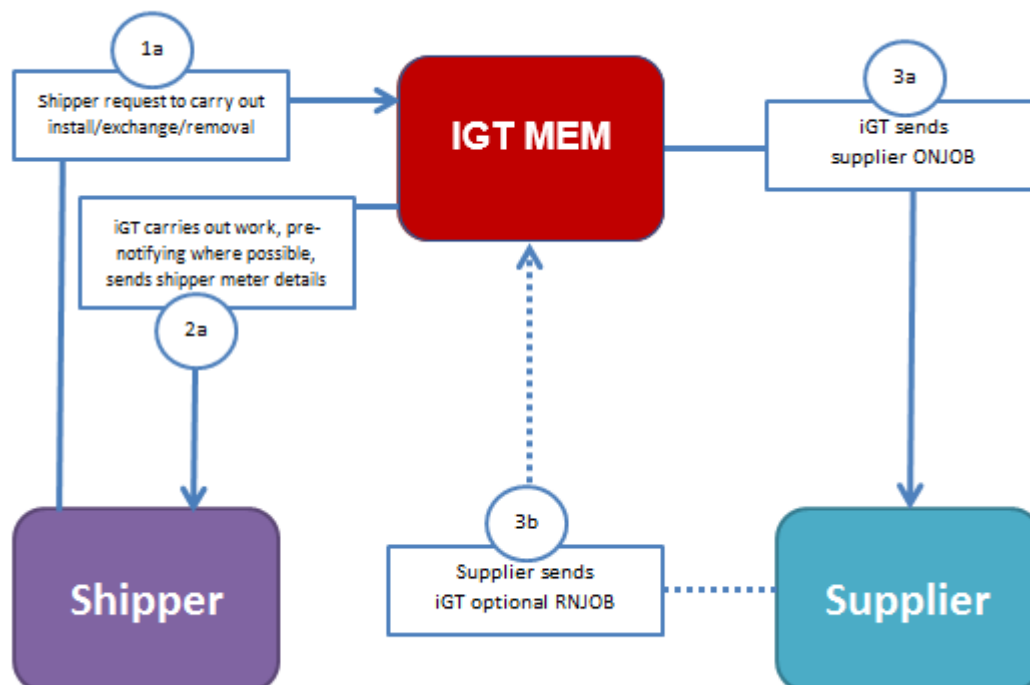
RGMA ONJOB flows will be sent to suppliers following the completion of site works (carried out at the request of the shipper) for the following processes:

1. New meter installation on:
 - a. New connections on new housing and commercial developments or infill schemes;
 - b. 'one off' new connections (where no meter had been previously);
 - c. Connections where a meter has been removed sometime previously;
2. Asset removal;
3. Asset Exchange (incl. repositions).

RGMA flows, together with their corresponding response files, will not be sent to suppliers in the following circumstances:

1. Pre-notification of asset installation (ONJOB);
2. Aborted or rescheduled asset works (ONJOB);
3. Asset works request (ORJOB).

4.2 Process Flow



2: DIAGRAM SHOWING FLOW OF INFORMATION ON ASSET WORKS

Note: References (e.g. "1a") on all diagrams are not references to any other document.

4.3 File Formats

IGTs can utilise the ONJOB & ONUPD file formats governed by the Retail Energy Code (REC), however, where they are not using the REC file formats, they will use the formats defined below.

Notify Metering Job – ONJOB

Meter Installation

		Field Name	OPT	DOM	LNG	Description
1	A0177	Record ID	M	T	5	This identifies the record. Value: TRANS
	A0055	Transaction Ref	M	T	15	This reference is used to assist with reconciling responses to the original transactions sent and may be used for tracking purposes. IGT short code followed by file extension then by digits – uniquely generated number. Example: CCCJOB000000001, where CCC is the IGT Short Code
	A0056	Transaction Comment	M	T	210	The ONJOB is only used for installations when jobs have been completed. Will be populated with the concatenated address (including plot number), unless there is a transaction comment, when that will be given priority and the address will not be populated. The address format is specified in Appendix 1
	A0053	Contract Reference	M	T	25	Where unknown default to IGT short code
	A0144	Transaction Type Code	M	T	5	A code which describes the type of transaction the record represents. Value: INSTL – Install
	A0167	Transaction Type reason Code	O	T	5	This is the reason for the work. Value: NEWCN – New Connection, or blank

		Field Name	OPT	DOM	LNG	Description
	A0058	Cross-Ref Other Internal Job Reference	O	T	15	Used to identify another job which relates to Organisation to which this request applies.
	A0122	Cross-Ref Other External Job Reference	O	T	15	Used to identify another job, by a company other than the one to which this request applies. If the external job or Organisation needs to be identified this will be provided in the Job Comments
	A0142	Transaction Status Code	C	T	5	Code which defines what status the job is in. Value: COMLT – Completed Conditionality: Mandatory when the job has been completed
	A0057	Transaction Status Code Change Reason	O	T	5	Code which qualifies the reason for the change of Work Status.
	A0161	Market Sector Code	M	T	1	Identifies the Market Sector the job is related to. May also be provided to GT via T73 record. Allowable Values: D – Domestic, I – Industrial and Commercial
	A0166	Date of Notice	O	D	8	Format: YYYYMMDD
	A0068	Registration Body	M	T	5	Registration body of a company performing the work. Allowable values: OAMI, GSREG
	A0069	Registration Reference	M	T	20	Registration Reference of the Market Participant in the role for which he/she is registered. Organisation body reference number
	A0081	Effective From Date	O	D	8	Date of Installation. Format: YYYYMMDD
	A0082	Effective To Date	O	D	8	Format: YYYYMMDD
1.1	A0177	Record ID	M	T	5	This identifies the record. Value: MTPNT

		Field Name	OPT	DOM	LNG	Description
	A0178	Data Update Code	O	T	5	Identifies whether the record contains corrected data. If it is blank, then all the information contained in the record is new data or for reference purposes.
	A0072	Meter Point Reference	M	N	10	A unique identifier for the point at which a meter is, has been or will be connected to the gas network. A new MPRN is also allocated if the meter point is reconnected after having been made extinct
	A0076	Meter Link Code	M	T	1	Allowable Values: F – Freestanding, P – Prime, S - Sub
	A0077	Meter Point Status	O	T	2	Code identifying the status of the Meter Point.
	A0059	Location Code	M	T	2	A code representing the location of the Asset. These values are the same as for the Meter Location and in the short term can be set to be the same, however the location of the meter point can be different than the Meter and the MEM requires both e.g. for inspections, they need to check the meter and the connection point.
	A0157	Meter Point Location Notes	C	T	100	Conditionality: Mandatory if A0059 is populated with the value 98 (Other)
	A0075	Access Instructions	O	T	210	Additional instructions necessary to support an agent's visit, such as key instructions, special tools required, or access information
	A0074	Conversion Factor	C	N	9, 6	A fixed factor applies where no Converter is fitted and the meter reading needs to be corrected for pressure, altitude and/or temperature. Allowable Values: .000001 to 999.999999 Conditionality: Mandatory if known
	A0073	Last Inspection Date	M	D	8	The date on which the meter installation was last inspected. Format: YYYYMMDD
	A0164	Metering Pressure	O	N	9, 3	The metering pressure is the pressure at the inlet of the Meter and is measured in millibars

		Field Name	OPT	DOM	LNG	Description
						(absolute).
1.1.1	A0177	Record ID	M	T	5	This identifies the record. Value: ASSET
	A0178	Data Update Code	O	T	5	Identifies whether the record contains corrected data. If it is blank, then all the information contained in the record is new data or for reference purposes.
	A0144	Transaction Type Code	M	T	5	A code that uniquely identifies the type of work. Value: INSTL – Install
	A0024	Asset Class Code	M	T	5	A code to indicate the classification of the asset. Value: METER
	A0109	Product Identifier	O	T	10	MDD defined value to identify a set of assets with common attributes
	A0163	Payment Method Code	M	T	5	The coded value describing the payment method of the product. It is only applicable for Measuring Assets. This value is used with the status, for the relevant Measuring Assets to determine if billing of the meter point is credit or prepayment e.g. credit meter with a prepayment module which is active would be prepayment. Allowable Values: CR – Credit, PP – Prepayment.
	A0083	Model Code	M	T	10	Code which uniquely identifies the model. Example: E6
	A0060	Manufacturer Code	M	T	3	The unique code of the manufacturer of the meter or other instrument configuration.
	A0021	Year of Manufacture	M	N	4	Year of manufacture for the asset as stamped on the asset. Example: 1999 Allowable Values: 1960 to Current year +1

		Field Name	OPT	DOM	LNG	Description
	A0022	Serial Number	M	T	14	<p>The serial number of the asset.</p> <p>The manufacturer's serial number including alpha numeric characters.</p> <p>Example: E612345678901</p>
	A0059	Location Code	M	T	2	<p>A code representing the location of the Asset. These values are the same as for the Meter Location and in the short term can be set to be the same, however the location of the meter point can be different than the Meter and the MEM requires both e.g. for inspects, they need to check the meter and the connection point.</p>
	A0158	Asset Location Notes	C	T	100	<p>Conditionality: Mandatory if A0059 is populated with the value 98 (Other)</p>
	A0037	Asset Status Code	M	T	2	<p>Industry standard code representing the status of the asset.</p> <p>Value: LI – Live</p>
1.1.1.1	A0177	Record ID	M	T	5	<p>This identifies the record.</p> <p>Value: METER</p>
	A0178	Data Update Code	O	T	5	<p>Identifies whether the record contains corrected data. If it is blank, then all the information contained in the record is new data or for reference purposes.</p>
	A0025	Meter Type Code	M	T	5	<p>Code to determine the type of meter.</p> <p>Allowable Values: D – Diaphragm of Unknown Material, R – Rotary, L – Leather Diaphragm, S – Synthetic, T – Turbine, U – Ultrasonic, Z – Unknown</p>
	A0085	Meter Mechanism Code	M	T	5	<p>The coded value describing the payment mechanism of the Meter or Module. This value should be used for Advanced Domestic or Smart Meters to denote SMETS Compliance.</p>
	A0112	Measuring Capacity	M	N	10, 4	<p>The maximum volume of gas (Q Max) that can be put through an asset per hour, based on the manufacturers maximum value. This information is not on the asset itself but is</p>

		Field Name	OPT	DOM	LNG	Description
						published (the manufactures maximum value). The service size will be one of the factors which determine the capacity of the Asset required. Permitted values for the relevant Product Id are defined in MDD Allowable Values: 0 to 999999.9999
	A0079	Meter Usage Code	O	T	1	Code to define the usage a meter is put to.
	A0044	Collar Status Code	O	T	5	Code to identify the status of the collar. Allowable Values: B – Broken, I – Intact
	A0149	OAMI Inspection Date	M	D	8	Installation date. Format: YYYYMMDD
	A0126	Role Code	M	T	5	Unique code which identifies the role the Market Participant is acting in. The Gas Act Owner of a Meter is identified by the link between the Role and Asset. The different Gas Act Owners (Consumer, Supplier or Transporter) therefore each have a role in their own right. Role Code is also used in the Market Participant data group Allowable Values: S – Supplier, T – Transporter, C – Consumer
	A0160	Last Refurbished Date	O	D	8	Format: YYYYMMDD
	A0194	Pulse Value	O	N	7, 2	The number, or fraction of a unit a pulse represents. Permitted values for the relevant Product Id are defined in MDD
1.1. 1.3	A0177	Record ID	M	T	5	This identifies the record. Value: REGST
	A0178	Data Update Code	O	T	5	Identifies whether the record contains corrected data. If it is blank, then all the information contained in the record is new

		Field Name	OPT	DOM	LNG	Description
						data or for reference purposes.
	A0124	Register Type Code	M	T	5	A code which uniquely determines the type of register. Value: METER - Meter
	A0121	Number of Dials or Digits	M	N	2	Number of significant dials or digits on the asset which are considered during the asset reading. Used to validate asset readings and to determine the number of complete units consumed. For a converter this is the number of dials for the converted or unconverted register as indicated in the field above. Where they are both the same, only the unconverted dials will be entered. Permitted values for the relevant Product Id are defined in MDD
	A0123	Units of Measurement	M	T	5	Units in which the volume is expressed. At the time of writing legacy flows contain a 'Metric/Imperial' indicator. This can be deduced from this field if it is cu M (M) or cu ft (I). Allowable Values: SCFH – Standard Cubic Feet per Hour, SCMH – Standard Cubic Meters per Hour
	A0120	Multiplication Factor	M	N	6, 3	The multiplication factor to apply to the resultant index advance indicated by the current reading. Permitted values for the relevant Product Id are defined within MDD
1.1. 1.3. 1	A0177	Record ID	M	T	5	This identifies the record. Value: READG
	A0031	Reading Date	M	D	8	The date the read was obtained for the installed asset. Format: YYYYMMDD
	A0034	Round the Clock	O	N	2	The number of times the asset register has passed through zero in relation to the last reading successfully updated. For example: Blank or 0 – not gone around the clock, 1 – once around the clock.

		Field Name	OPT	DOM	LNG	Description
						Allowable Values: -2 to 99. This will always be zero on an install, including refurbished install
	A0033	Reading Index	M	T	12	<p>The actual index read from the Asset. Where a Converter is being read, this will be the converted or unconverted reading (Industry Standard).</p> <p>Examples: 12345; 00123 etc.</p> <p>The number of digits should be padded to match the number of dials as defined within MDD</p>
1.1.1	A0177	Record ID	M	I	5	<p>This identifies the record.</p> <p>Value: MKPRT</p>
	A0126	Role Code	M	I	5	<p>Unique code which identifies the role the market participant is acting in.</p> <p>Value: ASSPR</p>
	A0064	Market Participant Abbreviated Name	M	I	50	A code identifying the market participant
1.2	A0177	Record ID	M	T	5	<p>This identifies the record.</p> <p>Value: APPNT</p>
	A0019	Appointment Qualifier Code	O	T	5	Not required, leave blank
	A0138	Appointment Date From	M	D	8	<p>Default to date of installation.</p> <p>Format: YYYYMMDD</p>
	A0139	Appointment Date to	M	D	8	<p>Default to date of installation.</p> <p>Format: YYYYMMDD</p>
	A0019	Appointment Qualifier Code	O	T	5	Not required, leave blank
	A0140	Appointment Time From	M	T	6	<p>Where unknown default to 090000.</p> <p>Format: HHMMSS</p>

		Field Name	OPT	DOM	LNG	Description
	A0141	Appointment Time To	M	T	6	Where unknown default to 170000. Format: HHMMSS

Meter Removal

		Field Name	OPT	DOM	LNG	Comments
1	A0177	Record ID	M	T	5	This identifies the record. Value: TRANS
	A0055	Transaction Ref	M	T	15	This reference is used to assist with reconciling responses to the original transactions sent and may be used for tracking purposes. IGT short code followed by file extension then by digits – uniquely generated number. Example: CCCJOB000000001, where CCC is the IGT Short Code
	A0056	Transaction Comment	O	T	210	The ONJOB is only used for installations when jobs have been completed
	A0053	Contract Reference	M	T	25	Where unknown default to IGT short code
	A0144	Transaction Type Code	M	T	5	A code which describes the type of transaction the record represents. Value: REMVE – Remove
	A0167	Transaction Type reason Code	O	T	5	This is the reason for the work. Leave blank
	A0058	Cross-Ref Other Internal Job Reference	O	T	15	Used to identify another job which relates to Organisation to which this request applies.
	A0122	Cross-Ref Other External Job Reference	O	T	15	Used to identify another job, by a company other than the one to which this request applies. If the external job or Organisation needs to be identified this will be provided in the Job Comments

		Field Name	OPT	DOM	LNG	Comments
	A0142	Transaction Status Code	C	T	5	Code which defines what status the job is in. Value: COMLT – Completed Conditionality: Mandatory when the job has been completed
	A0057	Transaction Status Code Change Reason	O	T	5	Code which qualifies the reason for the change of Work Status.
	A0161	Market Sector Code	M	T	1	Identifies the Market Sector the job is related to. May also be provided to GT via T73 record. Allowable Values: D – Domestic, I – Industrial and Commercial
	A0166	Date of Notice	O	D	8	Format: YYYYMMDD
	A0068	Registration Body	M	T	5	Registration body of a company performing the work. Allowable values: OAMI, GSREG
	A0069	Registration Reference	M	T	20	Registration Reference of the Market Participant in the role for which he/she is registered. Organisation body reference number
	A0081	Effective From Date	O	D	8	Date of removal. Format: YYYYMMDD
	A0082	Effective To Date	O	D	8	Format: YYYYMMDD
1.1	A0177	Record ID	M	T	5	This identifies the record. Value: MTPNT
	A0178	Data Update Code	O	T	5	Identifies whether the record contains corrected data. If it is blank, then all the information contained in the record is new data or for reference purposes.
	A0072	Meter Point Reference	M	N	10	A unique identifier for the point at which a meter is, has been or will be connected to the gas network. A new MPRN is also allocated if the meter point is reconnected after having been

		Field Name	OPT	DOM	LNG	Comments
						made extinct
	A0076	Meter Link Code	M	T	1	Allowable Values: F – Freestanding, P – Prime, S – Sub
	A0077	Meter Point Status	O	T	2	Code identifying the status of the Meter Point.
	A0059	Location Code	M	T	2	A code representing the location of the Asset. These values are the same as for the Meter Location and in the short term can be set to be the same, however the location of the meter point can be different than the Meter and the MEM requires both e.g. for inspections, they need to check the meter and the connection point.
	A0157	Meter Point Location Notes	C	T	100	Conditionality: Mandatory if A0059 is populated with the value 98 (Other)
	A0075	Access Instructions	O	T	210	Additional instructions necessary to support an agent's visit, such as key instructions, special tools required, or access information
	A0074	Conversion Factor	C	N	9, 6	A fixed factor applies where no Converter is fitted and the meter reading needs to be corrected for pressure, altitude and/or temperature. Allowable Values: .000001 to 999.999999 Conditionality: Mandatory if known
	A0073	Last Inspection Date	M	D	8	The date on which the meter installation was last inspected. Format: YYYYMMDD
	A0164	Metering Pressure	O	N	9, 3	The metering pressure is the pressure at the inlet of the Meter and is measured in millibars (absolute).
1.1.1	A0177	Record ID	M	T	5	This identifies the record. Value: ASSET
	A0178	Data Update Code	O	T	5	Identifies whether the record contains corrected data. If it is blank, then all the information contained in the record is new

		Field Name	OPT	DOM	LNG	Comments
						data or for reference purposes.
	A0144	Transaction Type Code	M	T	5	A code that uniquely identifies the type of work. Value: REMVE – Remove
	A0024	Asset Class Code	M	T	5	A code to indicate the classification of the asset. Value: METER
	A0109	Product Identifier	O	T	10	MDD defined value to identify a set of assets with common attributes
	A0163	Payment Method Code	M	T	5	The coded value describing the payment method of the product. It is only applicable for Measuring Assets. This value is used with the status, for the relevant Measuring Assets to determine if billing of the meter point is credit or prepayment e.g. credit meter with a prepayment module which is active would be prepayment. Allowable Values: CR – Credit, PP – Prepayment.
	A0083	Model Code	M	T	10	Code which uniquely identifies the model. Example: E6
	A0060	Manufacturer Code	M	T	3	The unique code of the manufacturer of the meter or other instrument configuration.
	A0021	Year of Manufacture	M	N	4	Year of manufacture for the asset as stamped on the asset. Example: 1999 Allowable Values: 1960 to Current year +1
	A0022	Serial Number	M	T	14	The serial number of the asset The manufacturer's serial number including alpha numeric characters. Example: E612345678901
	A0059	Location Code	M	T	2	A code representing the location of the Asset. These values are the same as for the Meter Location and in the short term can be set to

		Field Name	OPT	DOM	LNG	Comments
						be the same, however the location of the meter point can be different than the Meter and the MEM requires both e.g. for inspects, they need to check the meter and the connection point.
	A0158	Asset Location Notes	C	T	100	Conditionality: Mandatory if A0059 is populated with the value 98 (Other)
	A0037	Asset Status Code	M	T	2	Value: RE – Removed
1.1. 1.1	A0177	Record ID	M	T	5	This identifies the record. Value: METER
	A0178	Data Update Code	O	T	5	Identifies whether the record contains corrected data. If it is blank, then all the information contained in the record is new data or for reference purposes.
	A0025	Meter Type Code	M	T	5	Code to determine the type of meter. Allowable Values: D – Diaphragm of Unknown Material, R – Rotary, L – Leather Diaphragm, S – Synthetic, T – Turbine, U – Ultrasonic, Z – Unknown
	A0085	Meter Mechanism Code	M	T	5	The coded value describing the payment mechanism of the Meter or Module. This value should be used for Advanced Domestic or Smart Meters to denote SMETS Compliance.
	A0112	Measuring Capacity	M	N	10, 4	The maximum volume of gas (Q Max) that can be put through an asset per hour, based on the manufacturers maximum value. This information is not on the asset itself but is published (the manufactures maximum value). The service size will be one of the factors which determine the capacity of the Asset required. Permitted values for the relevant Product Id are defined in MDD Allowable Values: 0 to 999999.9999
	A0079	Meter Usage Code	O	T	1	Code to define the usage a meter is put to.
	A0044	Collar Status Code	O	T	5	Code to identify the status of the collar. Allowable Values: B – Broken, I – Intact

		Field Name	OPT	DOM	LNG	Comments
	A0149	OAMI Inspection Date	M	D	8	Removal date. Format: YYYYMMDD
	A0126	Role Code	O	T	5	Unique code which identifies the role the Market Participant is acting in. The Gas Act Owner of a Meter is identified by the link between the Role and Asset. The different Gas Act Owners (Consumer, Supplier or Transporter) therefore each have a role in their own right. Role Code is also used in the Market Participant data group Allowable Values: S – Supplier, T – Transporter, C – Consumer
	A0160	Last Refurbished Date	O	D	8	Format: YYYYMMDD
	A0194	Pulse Value	O	N	7, 2	The number, or fraction of a unit a pulse represents. Permitted values for the relevant Product Id are defined in MDD
1.1. 1.3	A0177	Record ID	M	T	5	This identifies the record. Value: REGST
	A0178	Data Update Code	O	T	5	Identifies whether the record contains corrected data. If it is blank, then all the information contained in the record is new data or for reference purposes.
	A0124	Register Type Code	M	T	5	A code which uniquely determines the type of register. Value: METER – Meter
	A0121	Number of Dials or Digits	M	N	2	Number of significant dials or digits on the asset which are considered during the asset reading. Used to validate asset readings and to determine the number of complete units consumed. For a converter this is the number of dials for the converted or unconverted register as indicated in the field above. Where they are both the same, only the unconverted dials will be entered. Permitted

		Field Name	OPT	DOM	LNG	Comments
						values for the relevant Product Id are defined in MDD
	A0123	Units of Measurement	M	T	5	Units in which the volume is expressed. At the time of writing legacy flows contain a 'Metric/Imperial' indicator. This can be deduced from this field if it is cu M (M) or cu ft (I). Allowable Values: SCFH – Standard Cubic Feet per Hour, SCMH – Standard Cubic Meters per Hour
	A0120	Multiplication Factor	M	N	6, 3	The multiplication factor to apply to the resultant index advance indicated by the current reading. Permitted values for the relevant Product Id are defined within MDD
1.1. 1.3. 1	A0177	Record ID	M	T	5	This identifies the record. Value: READG
	A0031	Reading Date	M	D	8	The date the read was obtained for the removed asset. Format: YYYYMMDD
	A0034	Round the Clock	O	N	2	The number of times the asset register has passed through zero in relation to the last reading successfully updated. For example: Blank or 0 – not gone around the clock, 1 – once around the clock. Allowable Values: -2 to 99. This will always be zero on an install, including refurbished install
	A0033	Reading Index	M	T	12	The actual index read from the Asset. Where a Converter is being read, this will be the converted or unconverted reading (Industry Standard). Examples: 12345; 00123 etc. The number of digits should be padded to match the number of dials as defined within MDD
<u>1.1.</u> <u>1</u>	<u>A0177</u>	<u>Record ID</u>	<u>M</u>	<u>I</u>	<u>5</u>	<u>This identifies the record.</u> <u>Value: MKPRT</u>

		Field Name	OPT	DOM	LNG	Comments
	A0126	Role Code	M	I	5	Unique code which identifies the role the market participant is acting in. Value: ASSPR
	A0064	Market Participant Abbreviated Name	M	I	50	A code identifying the market participant
1.2	A0177	Record ID	M	T	5	This identifies the record. Value: APPNT
	A0019	Appointment Qualifier Code	O	T	5	Not required, leave blank
	A0138	Appointment Date From	M	D	8	Default to date of Removal Format: YYYYMMDD
	A0139	Appointment Date to	M	D	8	Default to date of Removal Format: YYYYMMDD
	A0019	Appointment Qualifier Code	O	T	5	Not required, leave blank
	A0140	Appointment Time From	M	T	6	Where unknown default to 090000 Format: HHMMSS
	A0141	Appointment Time To	M	T	6	Where unknown default to 170000 Format: HHMMSS

Meter Exchange

		Field Name	OPT	DOM	LNG	Comments
1	A0177	Record ID	M	T	5	This identifies the record. Value: TRANS
	A0055	Transaction Ref	M	T	15	This reference is used to assist with reconciling responses to the original transactions sent and may be used for tracking purposes. IGT short code followed by file extension then by digits – uniquely generated number. Example: CCCJOB0000000001, where CCC is the IGT Short Code

		Field Name	OPT	DOM	LNG	Comments
	A0056	Transaction Comment	O	T	210	The ONJOB is only used for installations when jobs have been completed
	A0053	Contract Reference	M	T	25	Where unknown default to IGT short code
	A0144	Transaction Type Code	M	T	5	A code which describes the type of transaction the record represents Value: EXCHG – Exchange
	A0167	Transaction Type reason Code	O	T	5	This is the reason for the work. Leave blank
	A0058	Cross-Ref Other Internal Job Reference	O	T	15	Used to identify another job which relates to Organisation to which this request applies.
	A0122	Cross-Ref Other External Job Reference	O	T	15	Used to identify another job, by a company other than the one to which this request applies. If the external job or Organisation needs to be identified this will be provided in the Job Comments
	A0142	Transaction Status Code	C	T	5	Code which defines what status the job is in. Value: COMLT – Completed Conditionality: Mandatory when the job has been completed
	A0057	Transaction Status Code Change Reason	O	T	5	A Code which qualifies the reason for the change of Work Status.
	A0161	Market Sector Code	M	T	1	Identifies the Market Sector the job is related to. May also be provided to GT via T73 record. Allowable Values: D – Domestic, I – Industrial and Commercial
	A0166	Date of Notice	O	D	8	Format: YYYYMMDD
	A0068	Registration Body	M	T	5	Registration body of a company performing the work.

		Field Name	OPT	DOM	LNG	Comments
						Allowable values: OAMI GSREG
	A0069	Registration Reference	M	T	20	Registration Reference of the Market Participant in the role for which he/she is registered Organisation body reference number
	A0081	Effective From Date	O	D	8	Format: YYYYMMDD
	A0082	Effective To Date	O	D	8	Format: YYYYMMDD
1.1	A0177	Record ID	M	T	5	This identifies the record Value: MTPNT
	A0178	Data Update Code	O	T	5	Identifies whether the record contains corrected data. If it is blank, then all the information contained in the record is new data or for reference purposes.
	A0072	Meter Point Reference	M	N	10	A unique identifier for the point at which a meter is, has been or will be connected to the gas network. A new MPRN is also allocated if the meter point is reconnected after having been made extinct
	A0076	Meter Link Code	M	T	1	Allowable Values: F – Freestanding, P – Prime, S - Sub
	A0077	Meter Point Status	O	T	2	Code identifying the status of the Meter Point.
	A0059	Location Code	M	T	2	A code representing the location of the Asset. These values are the same as for the Meter Location and in the short term can be set to be the same, however the location of the meter point can be different than the Meter and the MEM requires both e.g. for inspections, they need to check the meter and the connection point.
	A0157	Meter Point Location Notes	C	T	100	Conditionality: Mandatory if A0059 is populated with the value 98 (Other)

		Field Name	OPT	DOM	LNG	Comments
	A0075	Access Instructions	O	T	210	Additional instructions necessary to support an agent's visit, such as key instructions, special tools required, or access information
	A0074	Conversion Factor	C	N	9, 6	A fixed factor applies where no Converter is fitted and the meter reading needs to be corrected for pressure, altitude and/or temperature. Allowable Values: .000001 to 999.999999 Conditionality: Mandatory if known
	A0073	Last Inspection Date	M	D	8	The date on which the meter installation was last inspected. Format: YYYYMMDD
	A0164	Metering Pressure	O	N	9, 3	The metering pressure is the pressure at the inlet of the Meter and is measured in millibars (absolute).
1.1.1	A0177	Record ID	M	T	5	This identifies the record Value: ASSET
	A0178	Data Update Code	O	T	5	Identifies whether the record contains corrected data. If it is blank, then all the information contained in the record is new data or for reference purposes.
	A0144	Transaction Type Code	M	T	5	A code that uniquely identifies the type of work Value: REMVE – Remove
	A0024	Asset Class Code	M	T	5	A code to indicate the classification of the asset Value: METER
	A0109	Product Identifier	O	T	10	A MDD defined value to identify a set of assets with common attributes
	A0163	Payment Method Code	M	T	5	The coded value describing the payment method of the product. It is only applicable for Measuring Assets. This value is used with the status, for the relevant Measuring Assets to determine if billing of the meter point is credit or prepayment e.g. credit meter with a prepayment module which is active would be

		Field Name	OPT	DOM	LNG	Comments
						prepayment. Allowable Values: CR – Credit, PP – Prepayment.
	A0083	Model Code	M	T	10	Code which uniquely identifies the model. Example: E6
	A0060	Manufacturer Code	M	T	3	The unique code of the manufacturer of the meter or other instrument configuration.
	A0021	Year of Manufacture	M	N	4	Year of manufacture for the asset as stamped on the asset. Example: 1999. Allowable Values: 1960 to Current year +1
	A0022	Serial Number	M	T	14	The serial number of the asset The manufacturer's serial number including alpha numeric characters. Example: E612345678901
	A0059	Location Code	M	T	2	A code representing the location of the Asset. These values are the same as for the Meter Location and in the short term can be set to be the same, however the location of the meter point can be different than the Meter and the MEM requires both e.g. for inspects, they need to check the meter and the connection point.
	A0158	Asset Location Notes	C	T	100	Conditionality: Mandatory if A0059 is populated with the value 98 (Other)
	A0037	Asset Status Code	M	T	2	Value: RE – Removed
1.1. 1.1	A0177	Record ID	M	T	5	This identifies the record. Value: METER
	A0178	Data Update Code	O	T	5	Identifies whether the record contains corrected data. If it is blank, then all the information contained in the record is new data or for reference purposes.
	A0025	Meter Type Code	M	T	5	Code to determine the type of meter. Allowable Values: D – Diaphragm of Unknown Material, R – Rotary, L – Leather Diaphragm, S

		Field Name	OPT	DOM	LNG	Comments
						– Synthetic, T – Turbine, U – Ultrasonic, Z – Unknown
	A0085	Meter Mechanism Code	M	T	5	The coded value describing the payment mechanism of the Meter or Module. This value should be used for Advanced Domestic or Smart Meters to denote SMETS Compliance.
	A0112	Measuring Capacity	M	N	10, 4	The maximum volume of gas (Q Max) that can be put through an asset per hour, based on the manufacturers maximum value. This information is not on the asset itself but is published (the manufactures maximum value). The service size will be one of the factors which determine the capacity of the Asset required. Permitted values for the relevant Product Id are defined in MDD Allowable Values: 0 to 999999.9999
	A0079	Meter Usage Code	O	T	1	Code to define the usage a meter is put to.
	A0044	Collar Status Code	O	T	5	Code to identify the status of the collar. Allowable Values: B – Broken, I – Intact
	A0149	OAMI Inspection Date	M	D	8	Removal date Format: YYYYMMDD
	A0126	Role Code	O	T	5	Unique code which identifies the role the Market Participant is acting in. The Gas Act Owner of a Meter is identified by the link between the Role and Asset. The different Gas Act Owners (Consumer, Supplier or Transporter) therefore each have a role in their own right. Role Code is also used in the Market Participant data group Allowable Values: S – Supplier, T – Transporter, C – Consumer
	A0160	Last Refurbished Date	O	D	8	Format: YYYYMMDD

		Field Name	OPT	DOM	LNG	Comments
	A0194	Pulse Value	O	N	7, 2	The number, or fraction of a unit a pulse represents. Permitted values for the relevant Product Id are defined in MDD
1.1. 1.3	A0177	Record ID	M	T	5	This identifies the record Value: REGST
	A0178	Data Update Code	O	T	5	Identifies whether the record contains corrected data. If it is blank, then all the information contained in the record is new data or for reference purposes.
	A0124	Register Type Code	M	T	5	A code which uniquely determines the type of register Allowable Values: METER - Meter
	A0121	Number of Dials or Digits	M	N	2	Number of significant dials or digits on the asset which are considered during the asset reading. Used to validate asset readings and to determine the number of complete units consumed. For a converter this is the number of dials for the converted or unconverted register as indicated in the field above. Where they are both the same, only the unconverted dials will be entered. Permitted values for the relevant Product Id are defined in MDD
	A0123	Units of Measurement	M	T	5	Units in which the volume is expressed. At the time of writing legacy flows contain a 'Metric/Imperial' indicator. This can be deduced from this field if it is cu M (M) or cu ft (I). Allowable Values: SCFH – Standard Cubic Feet per Hour, SCMH – Standard Cubic Meters per Hour
	A0120	Multiplication Factor	M	N	6, 3	The multiplication factor to apply to the resultant index advance indicated by the current reading. Permitted values for the relevant Product Id are defined within MDD
1.1. 1.3	A0177	Record ID	M	T	5	This identifies the record

		Field Name	OPT	DOM	LNG	Comments
1						Value: READG
	A0031	Reading Date	M	D	8	The date the read was obtained for the removed asset Format: YYYYMMDD
	A0034	Round the Clock	O	N	2	The number of times the asset register has passed through zero in relation to the last reading successfully updated. For example: Blank or 0 – not gone around the clock, 1 – once around the clock. Allowable Values: -2 to 99. This will always be zero on an install, including refurbished install
	A0033	Reading Index	M	T	12	The actual index read from the Asset. Where a Converter is being read, this will be the converted or unconverted reading (Industry Standard). Examples: 12345; 00123 etc. The number of digits should be padded to match the number of dials as defined within MDD
1.1.1	A0177	Record ID	M	I	5	This identifies the record. Value: MKPRT
	A0126	Role Code	M	I	5	Unique code which identifies the role the market participant is acting in. Value: ASSPR
	A0064	Market Participant Abbreviated Name	M	I	50	A code identifying the market participant
1.1.1	A0177	Record ID	M	T	5	This identifies the record Value: ASSET
	A0178	Data Update Code	O	T	5	Identifies whether the record contains corrected data. If it is blank, then all the information contained in the record is new data or for reference purposes.
	A0144	Transaction Type Code	M	T	5	A code that uniquely identifies the type of work Value: INSTL – Install

		Field Name	OPT	DOM	LNG	Comments
	A0024	Asset Class Code	M	T	5	A code to indicate the classification of the asset Value: METER
	A0109	Product Identifier	O	T	10	MDD defined value to identify a set of assets with common attributes
	A0163	Payment Method Code	M	T	5	The coded value describing the payment method of the product. It is only applicable for Measuring Assets. This value is used with the status, for the relevant Measuring Assets to determine if billing of the meter point is credit or prepayment e.g. credit meter with a prepayment module which is active would be prepayment. Allowable Values: CR – Credit, PP – Prepayment.
	A0083	Model Code	M	T	10	Code which uniquely identifies the model. Example: E6
	A0060	Manufacturer Code	M	T	3	The unique code of the manufacturer of the meter or other instrument configuration.
	A0021	Year of Manufacture	M	N	4	Year of manufacture for the asset as stamped on the asset. Example: 1999. Allowable Values: 1960 to Current year +1
	A0022	Serial Number	M	T	14	The serial number of the asset The manufacturer's serial number including alpha numeric characters. Example: E612345678901
	A0059	Location Code	M	T	2	A code representing the location of the Asset. These values are the same as for the Meter Location and in the short term can be set to be the same, however the location of the meter point can be different than the Meter and the MEM requires both e.g. for inspects, they need to check the meter and the

		Field Name	OPT	DOM	LNG	Comments
						connection point.
	A0158	Asset Location Notes	C	T	100	Conditionality: Mandatory if A0059 is populated with the value 98 (Other)
	A0037	Asset Status Code	M	T	2	Industry standard code representing the status of the asset. Allowable Values: AC – Active/Installing, CA – Capped, CD – Closed, CL – Clamped, FA – Faulty, IN – Inactive, LI – Live, OP – Open, PD – Phone Line Down, RE – Removed, UN – Unknown, DM – Damaged, E – Existing, D - Declined
1.1. 1.1	A0177	Record ID	M	T	5	This identifies the record. Value: METER
	A0178	Data Update Code	O	T	5	Identifies whether the record contains corrected data. If it is blank, then all the information contained in the record is new data or for reference purposes.
	A0025	Meter Type Code	M	T	5	Code to determine the type of meter. Allowable Values: D – Diaphragm of Unknown Material, R – Rotary, L – Leather Diaphragm, S – Synthetic, T – Turbine, U – Ultrasonic, Z – Unknown
	A0085	Meter Mechanism Code	M	T	5	The coded value describing the payment mechanism of the Meter or Module. This value should be used for Advanced Domestic or Smart Meters to denote SMETS Compliance.
	A0112	Measuring Capacity	M	N	10, 4	The maximum volume of gas (Q Max) that can be put through an asset per hour, based on the manufacturers maximum value. This information is not on the asset itself but is published (the manufactures maximum value). The service size will be one of the factors which determine the capacity of the Asset required. Permitted values for the relevant Product Id are defined in MDD Allowable Values: 0 to 999999.9999
	A0079	Meter Usage Code	O	T	1	Code to define the usage a meter is put to.

		Field Name	OPT	DOM	LNG	Comments
	A0044	Collar Status Code	O	T	5	Code to identify the status of the collar. Allowable Values: B – Broken, I – Intact
	A0149	OAMI Inspection Date	M	D	8	Installation date Format: YYYYMMDD
	A0126	Role Code	M	T	5	Unique code which identifies the role the Market Participant is acting in. The Gas Act Owner of a Meter is identified by the link between the Role and Asset. The different Gas Act Owners (Consumer, Supplier or Transporter) therefore each have a role in their own right. Role Code is also used in the Market Participant data group Allowable Values: S – Supplier, T – Transporter, C – Consumer
	A0160	Last Refurbished Date	O	D	8	Format: YYYYMMDD
	A0194	Pulse Value	O	N	7, 2	The number, or fraction of a unit a pulse represents. Permitted values for the relevant Product Id are defined in MDD
1.1. 1.3	A0177	Record ID	M	T	5	This identifies the record Value: REGST
	A0178	Data Update Code	O	T	5	Identifies whether the record contains corrected data. If it is blank, then all the information contained in the record is new data or for reference purposes.
	A0124	Register Type Code	M	T	5	A code which uniquely determines the type of register Values: METER – Meter
	A0121	Number of Dials or Digits	M	N	2	Number of significant dials or digits on the asset which are considered during the asset reading. Used to validate asset readings and to determine the number of complete units consumed. For a converter this is the number of dials for the converted or unconverted register as indicated in the field above. Where they are both the same, only the

		Field Name	OPT	DOM	LNG	Comments
						unconverted dials will be entered. Permitted values for the relevant Product Id are defined in MDD
	A0123	Units of Measurement	M	T	5	Units in which the volume is expressed. At the time of writing legacy flows contain a 'Metric/Imperial' indicator. This can be deduced from this field if it is cu M (M) or cu ft (I). Allowable Values: SCFH – Standard Cubic Feet per Hour, SCMH – Standard Cubic Meters per Hour
	A0120	Multiplication Factor	M	N	6, 3	The multiplication factor to apply to the resultant index advance indicated by the current reading. Permitted values for the relevant Product Id are defined within MDD
1.1. 1.3. 1	A0177	Record ID	M	T	5	This identifies the record Value: READG
	A0031	Reading Date	M	D	8	The date the read was obtained for the installed asset Format: YYYYMMDD
	A0034	Round the Clock	O	N	2	The number of times the asset register has passed through zero in relation to the last reading successfully updated. For example: Blank or 0 – not gone around the clock, 1 – once around the clock. Allowable Values: -2 to 99. This will always be zero on an install, including refurbished install.
	A0033	Reading Index	M	T	12	The actual index read from the Asset. Where a Converter is being read, this will be the converted or unconverted reading (Industry Standard). Examples: 12345; 00123 etc. The number of digits should be padded to match the number of dials as defined within MDD
1.1.1	A0177	Record ID	M	I	5	This identifies the record.

		Field Name	OPT	DOM	LNG	Comments
						Value: MKPRT
	A0126	Role Code	M	I	5	Unique code which identifies the role the market participant is acting in. Value: ASSPR
	A0064	Market Participant Abbreviated Name	M	I	50	A code identifying the market participant
1.2	A0177	Record ID	M	T	5	This identifies the record. Value: APPNT
	A0019	Appointment Qualifier Code	O	T	5	Not required, leave blank
	A0138	Appointment Date From	M	D	8	Default to date of Exchange Format: YYYYMMDD
	A0139	Appointment Date to	M	D	8	Default to date of Exchange Format: YYYYMMDD
	A0019	Appointment Qualifier Code	O	T	5	Not required, leave blank
	A0140	Appointment Time From	M	T	6	Where unknown default to 090000 Format: HHMMSS
	A0141	Appointment Time To	M	T	6	Where unknown default to 170000 Format: HHMMSS

4.4 Exceptions

Where a Works Request has been agreed with the shipper and has generated one or more exceptions, all exceptions must be resolved (between the IGT and shipper) before the submission of the ONJOB file. Shippers will be contacted by the IGT in order to resolve the exception(s).

4.5 Additional Information

Quoting for Meter Works

Where a meter works job does not have an associated agreed price, the shipper (or supplier, where a contract exists) may request a quote from the IGT MEM. To do this, the shipper (or supplier) approaches the MEM through the method agreed between the parties.

5. Change of Shipper

5.1 Introduction

Notify Update Details (ONUPD) flow will be sent to the incoming supplier on each change of shipper event, as soon as practically possible after the change of shipper becomes live. The relevant ONUPD will contain all the data the IGT MEM holds in relation to their meter.

The following RGMA flows, together with their corresponding response files, should not be sent by suppliers and will not be recognised by IGTs where the metering service is provided to the shipper:

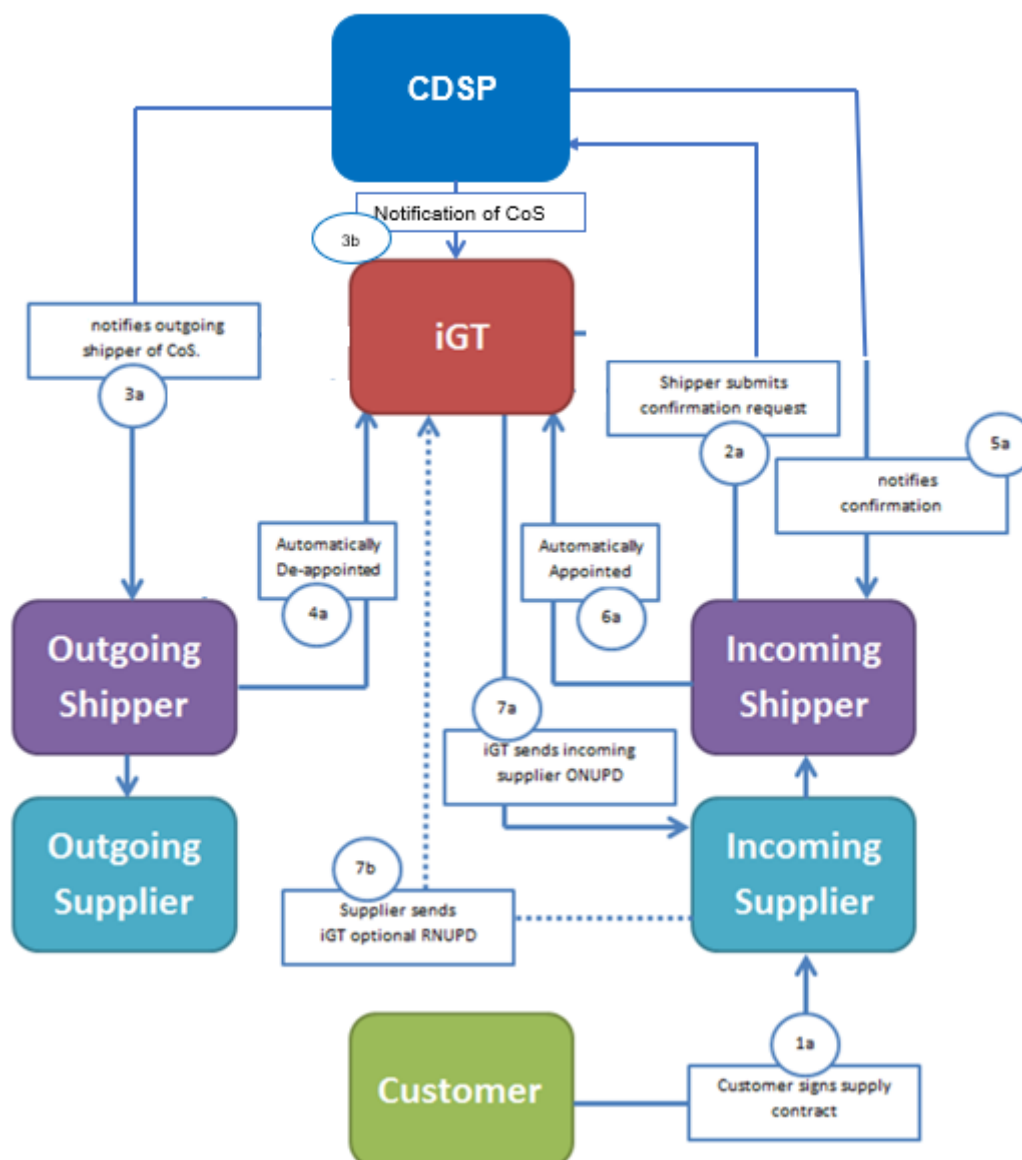
1. Request Metering Quotation (ORQUO);
2. Appointment of Agent (ONAGE);
3. De-appointment of Agent (ONAGE).

Note that, where a supplier appoints/de-appoints MEMs on third party owned assets, the registered shipper will still be required to send the relevant update to Xoserve (which will feed through to the IGT).

For clarification, if a Supplier wishes to appoint a MEM to an existing IGT metered supply point, in the absence of a commercial contract between supplier and IGT, the IGT would not allow a third-party MEM to act on an IGT owned meter¹. Therefore, the Supplier would appoint their third-party MEM in the normal way and the IGT would be advised of the third-party exchange via the Xoserve Daily Delta flow. Where there is a data mismatch the shipper would query via Xoserve. The data should match as the IGT will update their records according to the Xoserve Daily Deltas. Where the IGT validation, applied to the daily deltas, shows a mismatch (but not necessarily a rejection) the IGT would query it with Xoserve/shipper/other data held.

¹ Correct at the time of publishing but an IGT's position could change thereafter.

5.2 Process Flow



3: DIAGRAM SHOWING FLOW OF INFORMATION ON CHANGE OF SHIPPER

5.3 File Formats

Notify Update Details – ONUPD

Change of Supplier

		Field Name	OPT	DOM	LNG	Comments
1	A0177	Record ID	M	T	5	This identifies the record Value: TRANS

		Field Name	OPT	DOM	LNG	Comments
	A0055	Transaction Ref	M	T	15	<p>This reference is used to assist with reconciling responses to the original transactions sent and may be used for tracking purposes</p> <p>IGT short code followed by file extension then by digits – uniquely generated number.</p> <p>Example: CCCUPD000000001, where CCC is the IGT Short Code.</p>
	A0056	Transaction Comment	O	T	210	
	A0053	Contract Reference	M	T	25	Where unknown default to IGT short code
	A0144	Transaction Type Code	M	T	5	<p>A code which describes the type of transaction the record represents</p> <p>Value: APPNT</p>
	A0167	Transaction Type reason Code	M	T	5	Value: COS – Change of Supplier
	A0058	Cross-Ref Other Internal Job Reference	O	T	15	Used to identify another job which relates to Organisation to which this request applies.
	A0122	Cross-Ref Other External Job Reference	O	T	15	Used to identify another job, by a company other than the one to which this request applies. If the external job or Organisation needs to be identified this will be provided in the Job Comments
	A0142	Transaction Status Code	O	T	5	Code which defines what status the job is in.
	A0057	Transaction Status Code Change Reason	O	T	5	Code which qualifies the reason for the change of Work Status.
	A0161	Market Sector Code	M	T	1	<p>Identifies the Market Sector the job is related to. May also be provided to GT via T73 record.</p> <p>Allowable Values: D – Domestic, I – Industrial and Commercial</p>

		Field Name	OPT	DOM	LNG	Comments
	A0166	Date of Notice	O	D	8	Date of file creation Format: YYYYMMDD
	A0068	Registration Body	O	T	5	Registration body of a company performing the work. Allowable values: OAMI, GSREG
	A0069	Registration Reference	O	T	20	Registration Reference of the Market Participant in the role for which he/she is registered Organisation reference
	A0081	Effective From Date	M	D	8	Date of Change of Supplier Format: YYYYMMDD
	A0082	Effective To Date	O	D	8	Always leave blank Format: YYYYMMDD
1.2	A0177	Record ID	M	T	5	This identifies the record Value: MTPNT
	A0178	Data Update Code	O	T	5	Identifies whether the record contains corrected data. If it is blank, then all the information contained in the record is new data or for reference purposes.
	A0072	Meter Point Reference	M	N	10	A unique identifier for the point at which a meter is, has been or will be connected to the gas network. A new MPRN is also allocated if the meter point is reconnected after having been made extinct
	A0076	Meter Link Code	O	T	1	Allowable Values: F – Freestanding, P – Prime, S - Sub
	A0077	Meter Point Status	O	T	2	Code identifying the status of the Meter Point.
	A0059	Location Code	O	T	2	A code representing the location of the Asset. These values are the same as for the Meter Location and in the short term can be set to be the same, however the location of the meter point can be different than the Meter and the MEM requires both e.g. for inspections, they need to check the meter and the

		Field Name	OPT	DOM	LNG	Comments
						connection point.
	A0157	Meter Point Location Notes	O	T	100	Conditionality: Mandatory if A0059 is populated with the value 98 (Other)
	A0075	Access Instructions	O	T	210	Additional instructions necessary to support an agent's visit, such as key instructions, special tools required, or access information
	A0074	Conversion Factor	C	N	9, 6	A fixed factor applies where no Converter is fitted and the meter reading needs to be corrected for pressure, altitude and/or temperature. Allowable Values: .000001 to 999.999999 Conditionality: Mandatory if known
	A0073	Last Inspection Date	O	D	8	The date on which the meter installation was last inspected. Format: YYYYMMDD
	A0164	Metering Pressure	O	N	9, 3	The metering pressure is the pressure at the inlet of the Meter and is measured in millibars (absolute).
1.2.1	A0177	Record ID	M	T	5	This identifies the record. Value: ADDR5
	A0102	Address Type Code	M	T	5	Code which defines the type of address usage. Value: MTRPT – Meter Point
	A0003	Address Text	O	T	210	'Postally not required' text such as a textual description of locational aspects not contained elsewhere. Example: Gas Beacon in field.
	A0004	Sub Building Name/Number	O	T	40	The name and/or number of a recognised sub-division of a building
	A0006	Building Name/Number	C	T	40	Name/Number of the building. The name is first. This can be used for any non-standard PAF address. E.g. 12-13 or 6A. This may also be used for plot numbers. E.g. Plot 58. Conditionality: Where Sub Building Name/Number is not populated, this field is

		Field Name	OPT	DOM	LNG	Comments
						Mandatory
	A0007	Dependent Thoroughfare	O	T	40	The name of a minor street dependent upon the presence of a Principal Street to provide the full address of a premise
	A0008	Thoroughfare	C	T	40	The main street associated with an address. Conditionality: Where Dependent Thoroughfare is not populated, this field is Mandatory
	A0009	Double Dependent Locality	O	T	40	A geographical area within a Dependent Locality such as a sub-postal district
	A0010	Dependent Locality	O	T	40	A named geographical area within a Post Town such as a postal district
	A0011	Post Town	O	T	40	The name of the town/city which the address is found in
	A0012	County	O	T	40	The county name for postal purposes
	A0013	Postcode	M	T	10	An abbreviated form of the address used to identify one or more delivery points. The Outcode and Incode are always separated by a space
	A0015	Grid Co-ord X	O	N	7	Leave blank
	A0016	Grid Co-ord Y	O	N	7	Leave blank
	A0017	Grid Co-ord Z	O	N	7	Leave blank
	A0018	Unique Property Reference Number	O	T	12	Leave blank
1.2.2	A0177	Record ID	M	T	5	This identifies the record Value: ASSET
	A0178	Data Update Code	O	T	5	Identifies whether the record contains corrected data. If it is blank, then all the information contained in the record is new data or for reference purposes.
	A0144	Transaction Type Code	M	T	5	A code that uniquely identifies the type of work Value: APPNT - Appointment

		Field Name	OPT	DOM	LNG	Comments
	A0024	Asset Class Code	M	T	5	A code to indicate the classification of the asset Value: Meter – METER
	A0109	Product Identifier	O	T	10	MDD defined value to identify a set of assets with common attributes
	A0163	Payment Method Code	M	T	5	The coded value describing the payment method of the product. It is only applicable for Measuring Assets. This value is used with the status, for the relevant Measuring Assets to determine if billing of the meter point is credit or prepayment e.g. credit meter with a prepayment module which is active would be prepayment. Allowable Values: CR – Credit, PP – Prepayment.
	A0083	Model Code	M	T	10	Code which uniquely identifies the model. Example: E6
	A0060	Manufacturer Code	M	T	3	The unique code of the manufacturer of the meter or other instrument configuration.
	A0021	Year of Manufacture	M	N	4	Year of manufacture for the asset as stamped on the asset. Example: 1999. Allowable Values: 1960 to Current year +1
	A0022	Serial Number	M	T	14	The serial number of the asset The manufacturer's serial number including alpha numeric characters. Example: E612345678901
	A0059	Location Code	M	T	2	A code representing the location of the Asset. These values are the same as for the Meter Location and in the short term can be set to be the same, however the location of the meter point can be different than the Meter and the MEM requires both e.g. for inspections, they need to check the meter and the connection point.

		Field Name	OPT	DOM	LNG	Comments
	A0158	Asset Location Notes	C	T	100	Conditionality: Mandatory if A0059 is populated with the value 98 (Other)
	A0037	Asset Status Code	M	T	2	Industry standard code representing the status of the asset. Value: LI – Live
1.2. 2.1	A0177	Record ID	M	T	5	This identifies the record. Value: METER
	A0178	Data Update Code	O	T	5	Identifies whether the record contains corrected data. If it is blank, then all the information contained in the record is new data or for reference purposes.
	A0025	Meter Type Code	M	T	5	Code to determine the type of meter. Allowable Values: D – Diaphragm of Unknown Material, R – Rotary, L – Leather Diaphragm, S – Synthetic, T – Turbine, U – Ultrasonic, Z – Unknown
	A0085	Meter Mechanism Code	M	T	5	The coded value describing the payment mechanism of the Meter or Module. This value should be used for Advanced Domestic or Smart Meters to denote SMETS Compliance.
	A0112	Measuring Capacity	M	N	10, 4	The maximum volume of gas (Q Max) that can be put through an asset per hour, based on the manufacturers maximum value. This information is not on the asset itself but is published (the manufactures maximum value). The service size will be one of the factors which determine the capacity of the Asset required. Permitted values for the relevant Product Id are defined in MDD Allowable Values: 0 to 999999.9999
	A0079	Meter Usage Code	O	T	1	Code to define the usage a meter is put to.
	A0044	Collar Status Code	O	T	5	Code to identify the status of the collar. Allowable Values: B – Broken, I – Intact
	A0149	OAMI Inspection Date	O	D	8	Format: YYYYMMDD
	A0126	Role Code	M	T	5	Unique code which identifies the role the Market Participant is acting in.

		Field Name	OPT	DOM	LNG	Comments
						<p>The Gas Act Owner of a Meter is identified by the link between the Role and Asset. The different Gas Act Owners (Consumer, Supplier or Transporter) therefore each have a role in their own right.</p> <p>Role Code is also used in the Market Participant data group</p> <p>Allowable Values: S – Supplier, T – Transporter, C – Consumer</p>
	A0160	Last Refurbished Date	O	D	8	Format: YYYYMMDD
	A0194	Pulse Value	O	N	7, 2	The number, or fraction of a unit a pulse represents. Permitted values for the relevant Product Id are defined in MDD
1.2. 2.3	A0177	Record ID	M	T	5	<p>This identifies the record</p> <p>Value: REGST</p>
	A0178	Data Update Code	O	T	5	Identifies whether the record contains corrected data. If it is blank, then all the information contained in the record is new data or for reference purposes.
	A0124	Register Type Code	M	T	5	<p>A code which uniquely determines the type of register</p> <p>Value: METER- Meter</p>
	A0121	Number of Dials	M	N	2	<p>Number of significant dials or digits on the asset which are considered during the asset reading. Used to validate asset readings and to determine the number of complete units consumed. For a converter this is the number of dials for the converted or unconverted register as indicated in the field above.</p> <p>Where they are both the same, only the unconverted dials will be entered. Permitted values for the relevant Product Id are defined in MDD</p>
	A0123	Units of Measurement	M	T	5	Units in which the volume is expressed. At the time of writing legacy flows contain a 'Metric/Imperial' indicator. This can be deduced from this field if it is cu M (M) or cu ft (I).

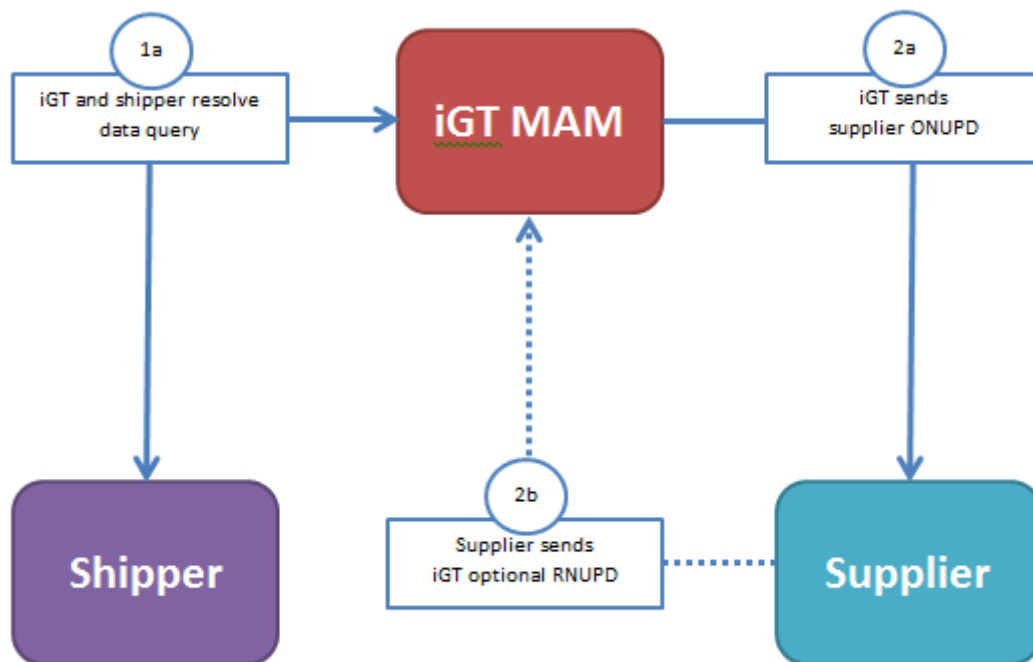
		Field Name	OPT	DOM	LNG	Comments
						Allowable Values: SCFH – Standard Cubic Feet per Hour, SCMH – Standard Cubic Meters per Hour
	A0120	Multiplication Factor	M	N	6, 3	The multiplication factor to apply to the resultant index advance indicated by the current reading. Permitted values for the relevant Product Id are defined within MDD
1.1.1	A0177	Record ID	M	I	5	This identifies the record. Value: MKPRT
	A0126	Role Code	M	I	5	Unique code which identifies the role the market participant is acting in. Value: ASSPR
	A0064	Market Participant Abbreviated Name	M	I	50	A code identifying the market participant

6. Miscellaneous Updates

6.1 Introduction

Notify Update Details (ONUPD) flows will be sent to suppliers where the IGT MEM has become aware that meter details have changed, or new data has become available. For example, this may be due to a resolved shipper query.

6.2 Process Flow



4: DIAGRAM SHOWING FLOW OF INFORMATION ON A MISCELLANEOUS UPDATE

6.3 File Formats

Notify Update Details – ONUPD

Applicable when the IGT MEM identifies a change in asset data.

		Field Name	OPT	DOM	LEN	Comments
1	A0177	Record ID	M	T	5	This identifies the record Value: TRANS
	A0055	Transaction Ref	M	T	15	This reference is used to assist with reconciling responses to the original transactions sent and may be used for tracking purposes

		Field Name	OPT	DOM	LEN	Comments
						<p>IGT short code followed by file extension then by digits – uniquely generated number.</p> <p>Example: CCCUPD000000001, where CCC is the IGT Short Code.</p>
	A0056	Transaction Comment	O	T	210	
	A0053	Contract Reference	M	T	25	Where unknown default to IGT short code
	A0144	Transaction Type Code	M	T	5	<p>A code which describes the type of transaction the record represents</p> <p>Default to UPDTE – Update, unless the Asset row has not been updated in which case the value will be REPRT - Report</p> <p>Allowable Values: UPDTE – Update, REPRT - Report</p>
	A0167	Transaction Type reason Code	O	T	5	Leave blank
	A0058	Cross-Ref Other Internal Job Reference	O	T	15	Used to identify another job which relates to Organisation to which this request applies.
	A0122	Cross-Ref Other External Job Reference	O	T	15	Used to identify another job, by a company other than the one to which this request applies. If the external job or Organisation needs to be identified this will be provided in the Job Comments
	A0142	Transaction Status Code	O	T	5	Code which defines what status the job is in.
	A0057	Transaction Status Code Change Reason	O	T	5	Code which qualifies the reason for the change of Work Status.
	A0161	Market Sector Code	M	T	1	<p>Identifies the Market Sector the job is related to. May also be provided to GT via T73 record.</p> <p>Allowable Values: D – Domestic, I – Industrial and Commercial</p>

		Field Name	OPT	DOM	LEN	Comments
	A0166	Date of Notice	O	D	8	Date of file creation Format: YYYYMMDD
	A0068	Registration Body	O	T	5	Registration body of a company performing the work. Allowable values: OAMI, GSREG
	A0069	Registration Reference	O	T	20	Registration Reference of the Market Participant in the role for which he/she is registered Organisation reference
	A0081	Effective From Date	M	D	8	Date of actual meter data amendment Format: YYYYMMDD
	A0082	Effective To Date	O	D	8	Always leave blank Format: YYYYMMDD
1.2	A0177	Record ID	M	T	5	This identifies the record Value: MTPNT
	A0178	Data Update Code	C	T	5	Identifies whether the record contains corrected data. If it is blank, then all the information contained in the record is new data or for reference purposes. Value: UPDTE Conditionality: Mandatory if a data item within this record has changed
	A0072	Meter Point Reference	M	N	10	A unique identifier for the point at which a meter is, has been or will be connected to the gas network. A new MPRN is also allocated if the meter point is reconnected after having been made extinct
	A0076	Meter Link Code	O	T	1	Allowable Values: F – Freestanding, P – Prime, S - Sub
	A0077	Meter Point Status	O	T	2	Code identifying the status of the Meter Point.
	A0059	Location Code	O	T	2	A code representing the location of the Asset. These values are the same as for the Meter Location and in the short term can be set to

		Field Name	OPT	DOM	LEN	Comments
						be the same, however the location of the meter point can be different than the Meter and the MEM requires both e.g. for inspects, they need to check the meter and the connection point.
	A0157	Meter Point Location Notes	O	T	100	Conditionality: Mandatory if A0059 is populated with the value 98 (Other)
	A0075	Access Instructions	O	T	210	Additional instructions necessary to support an agent's visit, such as key instructions, special tools required, or access information
	A0074	Conversion Factor	C	N	9, 6	A fixed factor applies where no Converter is fitted and the meter reading needs to be corrected for pressure, altitude and/or temperature. Allowable Values: .000001 to 999.999999 Conditionality: Mandatory if known
	A0073	Last Inspection Date	O	D	8	The date on which the meter installation was last inspected. Format: YYYYMMDD
	A0164	Metering Pressure	O	N	9, 3	The metering pressure is the pressure at the inlet of the Meter and is measured in millibars (absolute).
1.2.1	A0177	Record ID	M	T	5	This identifies the record. Value: ADDR5
	A0102	Address Type Code	M	T	5	Code which defines the type of address usage. Value: MTRPT – Meter Point
	A0003	Address Text	O	T	210	'Postally not required' text such as a textual description of locational aspects not contained elsewhere. Example: Gas Beacon in field.
	A0004	Sub Building Name/Number	O	T	40	The name and/or number of a recognised sub-division of a building
	A0006	Building Name/Number	C	T	40	Name/Number of the building. The name is first. This can be used for any non-standard

		Field Name	OPT	DOM	LEN	Comments
						PAF address. E.g. 12-13 or 6A. This may also be used for plot numbers. E.g. Plot 58. Conditionality: Where Sub Building Name/Number is not populated, this field is Mandatory
	A0007	Dependent Thoroughfare	O	T	40	The name of a minor street dependent upon the presence of a Principal Street to provide the full address of a premise
	A0008	Thoroughfare	C	T	40	The main street associated with an address. Conditionality: Where Dependent Thoroughfare is not populated, this field is Mandatory
	A0009	Double Dependent Locality	O	T	40	A geographical area within a Dependent Locality such as a sub-postal district
	A0010	Dependent Locality	O	T	40	A named geographical area within a Post Town such as a postal district
	A0011	Post Town	O	T	40	The name of the town/city which the address is found in
	A0012	County	O	T	40	The county name for postal purposes
	A0013	Postcode	M	T	10	An abbreviated form of the address used to identify one or more delivery points. The Outcode and Incode are always separated by a space
	A0015	Grid Co-ord X	O	N	7	Leave blank
	A0016	Grid Co-ord Y	O	N	7	Leave blank
	A0017	Grid Co-ord Z	O	N	7	Leave blank
	A0018	Unique Property Reference Number	O	T	12	Leave blank
1.2.2	A0177	Record ID	M	T	5	This identifies the record Value: ASSET
	A0178	Data Update Code	C	T	5	Identifies whether the record contains corrected data. If it is blank, then all the information contained in the record is new data or for reference purposes. Value: UPDTE

		Field Name	OPT	DOM	LEN	Comments
						Conditionality: Mandatory if a data item within this record has changed
	A0144	Transaction Type Code	M	T	5	A code that uniquely identifies the type of work Value: UPDTE - Update
	A0024	Asset Class Code	M	T	5	A code to indicate the classification of the asset Value: METER - Meter
	A0109	Product Identifier	O	T	10	MDD defined value to identify a set of assets with common attributes
	A0163	Payment Method Code	M	T	5	The coded value describing the payment method of the product. It is only applicable for Measuring Assets. This value is used with the status, for the relevant Measuring Assets to determine if billing of the meter point is credit or prepayment e.g. credit meter with a prepayment module which is active would be prepayment. Allowable Values: CR – Credit, PP – Prepayment.
	A0083	Model Code	M	T	10	Code which uniquely identifies the model. Example: E6
	A0060	Manufacturer Code	M	T	3	The unique code of the manufacturer of the meter or other instrument configuration.
	A0021	Year of Manufacture	M	N	4	Year of manufacture for the asset as stamped on the asset. Example: 1999. Allowable Values: 1960 to Current year +1
	A0022	Serial Number	M	T	14	The serial number of the asset The manufacturer's serial number including alpha numeric characters. Example: E612345678901
	A0059	Location Code	M	T	2	A code representing the location of the Asset. These values are the same as for the Meter Location and in the short term can be set to

		Field Name	OPT	DOM	LEN	Comments
						be the same, however the location of the meter point can be different than the Meter and the MEM requires both e.g. for inspects, they need to check the meter and the connection point.
	A0158	Asset Location Notes	C	T	100	Conditionality: Mandatory if A0059 is populated with the value 98 (Other)
	A0037	Asset Status Code	M	T	2	As per MDD
1.2. 2.1	A0177	Record ID	M	T	5	This identifies the record. Value: METER
	A0178	Data Update Code	C	T	5	Identifies whether the record contains corrected data. If it is blank, then all the information contained in the record is new data or for reference purposes. Value: UPDTE Conditionality: Mandatory if a data item within this record has changed
	A0025	Meter Type Code	M	T	5	Code to determine the type of meter. Allowable Values: D – Diaphragm of Unknown Material, R – Rotary, L – Leather Diaphragm, S – Synthetic, T – Turbine, U – Ultrasonic, Z – Unknown
	A0085	Meter Mechanism Code	M	T	5	The coded value describing the payment mechanism of the Meter or Module. This value should be used for Advanced Domestic or Smart Meters to denote SMETS Compliance.
	A0112	Measuring Capacity	M	N	10, 4	The maximum volume of gas (Q Max) that can be put through an asset per hour, based on the manufacturers maximum value. This information is not on the asset itself but is published (the manufactures maximum value). The service size will be one of the factors which determine the capacity of the Asset required. Permitted values for the relevant Product Id are defined in MDD Allowable Values: 0 to 999999.9999
	A0079	Meter Usage Code	O	T	1	Code to define the usage a meter is put to.

		Field Name	OPT	DOM	LEN	Comments
	A0044	Collar Status Code	O	T	5	Code to identify the status of the collar. Allowable Values: B – Broken, I – Intact
	A0149	OAMI Inspection Date	O	D	8	Format: YYYYMMDD
	A0126	Role Code	M	T	5	Unique code which identifies the role the Market Participant is acting in. The Gas Act Owner of a Meter is identified by the link between the Role and Asset. The different Gas Act Owners (Consumer, Supplier or Transporter) therefore each have a role in their own right. Role Code is also used in the Market Participant data group Allowable Values: S – Supplier, T – Transporter, C – Consumer
	A0160	Last Refurbished Date	O	D	8	Format: YYYYMMDD
	A0194	Pulse Value	O	N	7, 2	The number, or fraction of a unit a pulse represents. Permitted values for the relevant Product Id are defined in MDD
1.2. 2.3	A0177	Record ID	M	T	5	This identifies the record Value: REGST
	A0178	Data Update Code	C	T	5	Identifies whether the record contains corrected data. If it is blank, then all the information contained in the record is new data or for reference purposes. Value: UPDTE Conditionality: Mandatory if a data item within this record has changed
	A0124	Register Type Code	M	T	5	A code which uniquely determines the type of register Value: METER – Meter
	A0121	Number of Dials	M	N	2	Number of significant dials or digits on the asset which are considered during the asset reading. Used to validate asset readings and to determine the number of complete units consumed. For a converter this is the number of dials for the converted or unconverted

		Field Name	OPT	DOM	LEN	Comments
						register as indicated in the field above. Where they are both the same, only the unconverted dials will be entered. Permitted values for the relevant Product Id are defined in MDD
	A0123	Units of Measurement	M	T	5	Units in which the volume is expressed. At the time of writing legacy flows contain a 'Metric/Imperial' indicator. This can be deduced from this field if it is cu M (M) or cu ft (I). Allowable Values: SCFH – Standard Cubic Feet per Hour, SCMH – Standard Cubic Meters per Hour
	A0120	Multiplication Factor	M	N	6, 3	The multiplication factor to apply to the resultant index advance indicated by the current reading. Permitted values for the relevant Product Id are defined within MDD
1.1.1	A0177	Record ID	M	I	5	This identifies the record. Value: MKPRT
	A0126	Role Code	M	I	5	Unique code which identifies the role the market participant is acting in. Value: ASSPR
	A0064	Market Participant Abbreviated Name	M	I	50	A code identifying the market participant

7. Response Files

7.1 Supplier Response Files

Suppliers may optionally produce the following response files to the notification files detailed in this document:

- RNJOB
- RNUPD

Where a Supplier rejects a file due to errors in the file format, the IGT will manually handle any rejections contained within the response file and will attempt to resolve on a reasonable endeavours basis.

7.2 File Formats

RNJOB and RNUPD files to be sent in accordance with RGMA file formats defined by REC, as amended from time to time.

8. Query Management and Invoicing

IGTs and shippers will use existing IGT UNC processes to:

1. Resolve any queries relating to data or service issues;
2. Invoice shippers for metering services rendered.

Queries will be sent in a format and by methods currently used or otherwise agreed in future. SLAs for responding to queries should be commercially agreed between shippers (or suppliers) and IGTs.

Invoices will be issued on the basis specified in the contract with the IGT. Invoice backing data will continue to be sent as per the contract under the IGT UNC, unless an alternative process is bilaterally agreed.

9. Appendix 1 - Transaction Comment A0056

This Appendix specifies the address format for field A0056 (Mandatory, Text Delimited). All of the fields are conditional mandatory where known and where there are no details for a specific element then the field should remain as a placeholder but contain no data.

Each constituent part of the address within the Transaction Comment should be separated with the tilde character (i.e. ~) as opposed to a comma thereby avoiding any potential file format issues based upon comma separated fields.

The address populated should be the current address, and therefore is likely to be the postal address associated with the plot. If a PSR has been previously sent to the shipper, the details should match the details supplied on the most recent PSR.

A0056 – Transaction Comment	
Description	Example
Plot Number	1
Sub Building	Block A
Building Number	17
Building Name	East Wing, Commercial House
Dependent Thoroughfare	
Thoroughfare	High Street
Double Dependent Locality	
Dependent Locality	
Post Town	Cobham
County	Surrey
Outcode	KT11
Incode	1JR

Example reflective of above –

“1~Block A~17~East Wing, Commercial House~~High Street~~~Cobham~Surrey~KT11~1JR”

10. Appendix 2 – Examples

Installation - New Connection

```
"HEADR","ONJOB","IGT","MAM","XXX","SUP",20160822,"140047","PN999999","PRDCT",7,1
"TRANS","JOB000000001","","100027556","INSTL","NEWCN","","","COMLT","","D","OAMI","19606
6",,
"MTPNT","","9999999999","F","","","","","1.022640,20160822,
"ASSET","","INSTL","METER","","CR","G4","ITR",2015,"G4A00123456EG","11","","LI"
"METER","","S","CR",6.0000,"","","20160822,"T",,
"REGST","","METER",5,"SCMH",1.000
"READG",20160822,,01234"
""MKPRT","ASSPR","XXX""
"APPNT","","20160822,,","090000","170000"
"TRAIL"
```

Meter Exchange with Updates to Removed Meter – Where the removed meter details differ to that held by the MEM

```
"HEADR","ONJOB","IGT","MAM","XXX","SUP",20160821,"221111","PN999999","PRDCT",11,1
"TRANS","JOB000000001","","CREF","EXCHG","","","COMLT","","D","OAMI","196066",,
"MTPNT","","1234567890","F","","","","","1.022640,20160821,
"ASSET","UPDTE","REMOVE","METER","","PP","METGW","GW",2000,"L001234567M","09","","RE"
"METER","UPDTE","S","ET",6.0000,"","","20160821,"T",,
"REGST","","METER",5,"SCMH",1.000
"READG",20160821,,16396"
""MKPRT","ASSPR","XXX""
"ASSET","","INSTL","METER","","PP","METLG210","LPG",2011,"L991234567M","09","","LI"
"METER","","U","ET",6.0000,"","","20160821,"T",,
"REGST","","METER",5,"SCMH",1.000
"READG",20160821,,01234"
""MKPRT","ASSPR","XXX""
"APPNT","","20160821,,","090000","170000"
"TRAIL"
```

Meter Exchange with No change to Removed Meter

```
"HEADR","ONJOB","IGT","MAM","XXX","SUP",20160821,"221111","PN999999","PRDCT",11,1
"TRANS","JOB000000001","","CREF","EXCHG","","","COMLT","","D","OAMI","196066",,
"MTPNT","","1234567890","F","","","","","1.022640,20160821,
"ASSET","","REMOVE","METER","","PP","METGW","GW",2000,"L001234567M","09","","RE"
"METER","","S","ET",6.0000,"","","20160821,"T",,
"REGST","","METER",5,"SCMH",1.000
"READG",20160821,,16396"
""MKPRT","ASSPR","XXX""
"ASSET","","INSTL","METER","","PP","METLG210","LPG",2011,"L991234567M","09","","LI"
"METER","","U","ET",6.0000,"","","20160821,"T",,
"REGST","","METER",5,"SCMH",1.000
"READG",20160821,,01234"
""MKPRT","ASSPR","XXX""
"APPNT","","20160821,,","090000","170000"
"TRAIL"
```

Cos Gain ONUPD

```
"HEADR","ONUPD","IGT","MAM","XXX","SUP",20160818,"131526","PN9999999","PRDCT",6,1
"TRANS","UPD000000001","","","CREF","APPNT","COS","","","D","","",20160818,
"MTPNT","","1234567890","F","LI","","",1.022640,,
"ADDRS","MTRPT","","","Bob House",". . .","BOBLAND","","BB1 1ZZ",,,
"ASSET","","APPNT","METER","","CR","MDA25","ACT",2008,"M99A1234567A6","32","","LI"
"METER","","S","CR",25,,,,,"T",,
"REGST","","METER",6,"SCMH",1.000
"MKPRT","ASSPR","XXX"
"TRAIL"
```

UPDATE ONUPD

```
"HEADR","ONUPD","IGT","MAM","TCG","SUP",20160822,"122323","PN999999","PRDCT",6,1
"TRANS","UPD000000001","","CREF","UPDTE","","","","","","D",,,,,"20131024,
"MTPNT","UPDTE",1234567890,,,,,,,"1.022640,,
"ADDRS","MTRPT",,,,,,"11",,,,,,"BOB PARK",,,,,,"Bobland",,,,,,"BB1 1ZZ",,,,,
"ASSET","UPDTE","UPDTE","METER",,,,,,"PP","METLG210","LPG",2008,"L0859999999M","32",,,,,,"LI"
"METER","UPDTE","U","ET",6.000,,,,,"20131023,"T",,
"REGST",,,,,,"METER",5,"SCMH",1.000
"MKPRT","ASSPR","XXX"
"TRAIL"
```