

iGT RGMA GUIDANCE DOCUMENT

VERSION 1.2

30th March 2017

This document acts as guidance for parties wishing to understand how iGTs (those listed herein) utilise RGMA to support iGT metering activities. This document is not a legal agreement and does not create obligations between any parties (iGT, Supplier, MAM or MAP).

FINAL

Table of Contents

1. Introduction	4
1.1 Included iGTs.....	4
1.2 Background	4
1.3 Purpose of this Guidance Document	4
1.4 Note on Contractual Position	5
2. File Structure and Transmission.....	6
2.1 File Naming Conventions	6
2.2 Header	6
2.3 Trailer	7
2.4 File Extensions.....	7
2.5 Method of File Transmission.....	7
3. IGT RGMA Summary	8
4. Meter Works	12
4.1 Introduction	12
4.2 Process Flow	12
4.3 File Formats	13
Notify Metering Job – ONJOB	13
4.4 Exceptions	36
4.5 Additional Information	36
Quoting for Meter Works	36
5. Change of Shipper	37
5.1 Introduction	37
5.2 Process Flow	38
5.3 File Formats	38
Notify Update Details – ONUPD.....	38
6. Miscellaneous Updates	46
6.1 Introduction	46
6.2 Process Flow	46
6.3 File Formats	46
Notify Update Details – ONUPD.....	46
7. Response Files.....	54
7.1 Supplier Response Files	54
7.2 File Formats	54

8. Query Management and Invoicing	55
9. Appendix 1 - Transaction Comment A0056	56
10. Appendix 2 – Examples	57

1. Introduction

1.1 Included iGTs

This document applies to the following iGTs (or those under the following parent companies):

- Brookfield Utilities Ltd (MAM Shortcode: **GTC**)
- ESP Utilities Group Ltd (MAM Shortcode: **EPS**)
- Indigo Pipelines Ltd (MAM Shortcode: **SEP**)
- Energetics Networked Energy Ltd (MAM Shortcode: **GUC**)
- Fulcrum Pipelines Ltd (MAM Shortcode: **FPL**)
- Energy Assets Ltd (MAM Shortcode: **EAP**)

Any reference made to iGTs in this document is a reference to the iGTs listed above only. Those MDD Shortcodes quoted are to clarify the parties that agree to adhere to this document (as the minimum implementation of RGMA flows). Readers should be aware that potential changes to MDD Shortcodes may not be reflected in the most recent published Guidance Document.

1.2 Background

RGMA defines the standards for electronic file formats to be used between Suppliers, MAMs and other industry parties, for metering competition related interfaces. iGTs provide metering services to gas shippers through its contract under the iGT Uniform Network Code ("iGT UNC"). The iGT UNC contains the provisions that govern both the commercial and data transfer elements of this service.

In June 2013, Ofgem approved SPAA Change Proposal CP 12/227, which mandated the use of Schedule 22 (SPAA Metering Schedule) and RGMA by Small Transporters. The implementation of CP 12/227 is aligned with Single Service Provision go live.

Where a supplier and an iGT MAM have contractual arrangements in place for metering services which sit outside of the iGT UNC, both parties will utilise RGMA data flows, in accordance with Schedule 22 of SPAA (unless agreed otherwise in contract).

Where the metering service is delivered based on the provisions in the iGT UNC (under Part D), iGTs will continue to provide the service on the basis of its contract with the shipper. In addition to the processes in place with gas shipper customers, the relevant iGTs have agreed to send/receive certain RGMA data flows to/from gas suppliers, to support suppliers' business processes.

During Project Nexus Market Trials, two workshops were held in August and September 2016 to review the RGMA file formats to be used by iGTs. This resulted in a document titled "iGT MAM RGMA File Formats v1.1" being produced. The file formats contained within that document have been included below to combine all iGT RGMA Guidance into a single document.

1.3 Purpose of this Guidance Document

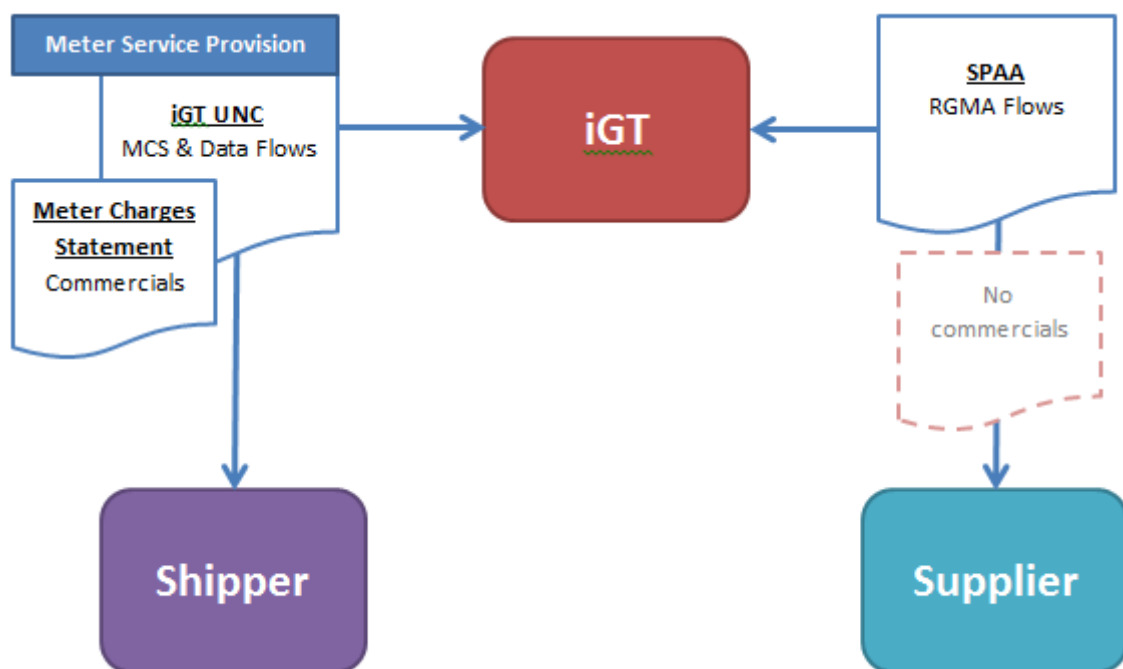
Engagement with suppliers during the development of this document demonstrated that there were considerable variances in supplier requirements. Each of the suppliers who fed into the iGT review provided iGTs with a unique view of the extent to which each wished to use RGMA flows with iGT MAMs. This document details the agreed minimum RGMA flows that iGTs (those listed in section 1.1

of this document) will send/receive in the delivery of metering services to gas shippers/suppliers. Any additional RGMA data services provided to suppliers will be subject to bilateral agreement with suppliers.

The guidance herein is designed to supplement the RGMA Baseline document, often referring to sections of the Baseline. The intent of this document is to provide suppliers with sufficient information to allow each to design and build its systems. This document does not form part of any code and contract, and does not include references to transactions between iGTs and consumers/MAMs/MAPs.

1.4 Note on Contractual Position

Currently, iGTs contract with shippers for the provision of metering services. Whereas RGMA was implemented subsequent to the development of commercial metering arrangements, for example in the case of NGM, iGTs have no obligation to send/receive RGMA flows prior to the agreement of contractual terms with suppliers.



1: DIAGRAM, SHOWING CONTRACTUAL RELATIONSHIP WITH BOTH PARTIES

Where an RGMA flow, for example asset works (ORJOB) or appointment (ONAGE) is sent from the supplier to the iGT, the flow will only have the required effect where the iGT MAM and supplier have the appropriate agreement in place.

Requests (i.e. where an ORJOB would otherwise be sent by a supplier under a supplier-MAM contract) made under the iGT UNC metering contract with the shipper will be carried out using the existing agreed processes, for those services that both parties have agreed to be provided.

2. File Structure and Transmission

2.1 File Naming Conventions

Full File Name: CCCNN.CC>NNNNNN.CCC	
Description	Code
The MDD Short Code as specified by the destined Supplier	CCC
The environment should be '10' Node	NN
Full Stop to divide the environment and the file type	.
Text to denote file type PN – Production, TN - Test	CC
File sequence number must be unique, consisting of 6 digits	NNNNNN
Full Stop to divide the file sequence number and the file type	.
File Type – ONJ – ONJOB, ONU - ONUPD	CCC

2.2 Header

	Field Name	OPT	DOM	LNG	Comments
A0177	Record ID	M	T	5	This identifies the record. Value: HEADR
A0179	File Type	M	T	5	The code as defined in transaction formats. Allowable Values: ONJOB – Notify Metering Job, ONUPD – Notify Asset Data Update
A0180	Originator ID	M	T	3	The abbreviated name of the Market Participant
A0181	Originator Role	M	T	5	The code indicating the originator of the file. Allowable Value: MAM
A0182	Recipient ID	M	T	3	The abbreviated name of the Market Participant
A0183	Recipient Role	M	T	5	The code indicating the recipient of the file. Allowable Value: SUP
A0184	Created date	M	D	8	Date of creation of the file. Format: YYYYMMDD
A0185	Created time	M	T	6	Time of creation of the file as a 24 hour time slot.

					Format: HHMMSS
A0186	File identifier	M	T	8	File generation number, unique for the originator in role. This should be the file number specified within the file name
A0187	File Usage Code	M	T	5	Identifies what environment the file is being used in. Allowable Values: PRDCT – Production, TST01, TST02 or TST03 – Market Trials Testing
A0188	Record Count	M	N	10	Number of lines/rows, excludes the Header and Trailer
A0189	Transaction Count	M	N	10	Number of TRANS records, excludes the Header and Trailer

2.3 Trailer

	Field Name	OPT	DOM	LNG	Comments
A0177	Record ID	M	T	5	This identifies the record. Value: TRAIL

2.4 File Extensions

File Naming Conventions used in the relevant RGMA flows will reflect the format of the RGMA Baseline, as amended from time to time. For clarity, the extensions of the minimum files to be sent between iGT MAMs and suppliers are below:

Incoming Files (from supplier to iGT)	Extension
Asset Work Notification Response	RNJ
Provide Asset Details Response	RNU
Outgoing Files (from iGT to supplier)	Extension
Asset Work Notification	ONJ
Provide Asset Details	ONU

2.5 Method of File Transmission

All IGTs will use the Information exchange (IX) network as the method for sending and receiving RGMA files, or an alternative method where it has been bilaterally agreed between the supplier and IGT.

3. IGT RGMA Summary

The following is a high level view of the minimum RGMA flows used by iGTs (and sent to/from suppliers) in the provision of metering services to gas shippers. The table also shows where RGMA flows will not be sent (those struck through) – where this is the case, an explanation has been provided in the ‘Comments’ column as to why the use of the RGMA process is not possible or does not support the contractual arrangements in place.

Ref:	File Type	File Reference (RGMA Baseline 5.9)	Related Physical Process Flows	Comments
1.	Request Job	15.1 Request Job – ORJOB	1B – Request Asset Installation * 2B – Request Asset Removal 3B – Request Asset Exchange	<ul style="list-style-type: none"> • IGT MAM takes instructions to carry out work via PSR process (notification sent upon installation, see 2 below) on new housing developments and infill schemes. • No contract with supplier. Agreement reached with shipper outside of RGMA, using existing processes. • An ORJOB request from a supplier represents a request from a party with which the iGT has no contract to undertake the requested work.
2.	Notify Metering Job Details	15.2 Notify Metering Job – ONJOB (This is work completed only, or the status e.g. re-planned)	1C/D – Pre-notification of Asset Installation* 2C/D – Pre-notification of Asset Removal 3C/D – Pre-notification of Asset Exchange 1J /K – Notification of Asset Installation 2J /K – Notification of Asset Removal 3J /K – Notification of Asset Exchange	<ul style="list-style-type: none"> • IGT will send ONJOB notifications to supplier for all installations, removals and exchanges carried out by the iGT MAM. • Impractical (inefficient for customer) to send pre-notifications on new housing and infill schemes. • Pre-notifications will continue to be sent to shipper where currently issued, in existing format. • Existing aborted visit notification to shipper will be sent outside of RGMA, using existing processes (e.g. by email).

3.	Request Metering Quotation	15.3.1 Request Metering Quote — ORQUO 15.3.2 Notify Metering Quote — ONQUO	P6C — Request Metering Price P6G — Notify Metering Price	<ul style="list-style-type: none"> Prices provided to shipper outside of RGMA (e.g. Meter Charges Statement) Ad hoc quotations obtained by shipper through existing process.
4.	Notify Agent Change	15.4 Notify Change of Agent — ONAGE	6N / 8A — Notification of De-Appointment 6P / 8C — Notify New MAM of their Appointment	<ul style="list-style-type: none"> New housing and infill scheme iGT MAM appointment will continue via PSR process. IGTs cannot be de-appointed on their assets (due to iGT being liable as GAO), unless agreed in relevant contract. Process for such a de-appointment to be agreed bilaterally between iGT and shipper. IGTs will not accept MAM appointment on third party owned assets, unless agreed in relevant contract. Process for such an appointment to be agreed bilaterally between iGT and shipper. IGT MAM will send incoming supplier ONUPD meter details on a change of supplier (as row #7 below).
5.	Request Metering Details	15.5 Request Metering Details — ORDET — Request for information.	6R — Request for Transfer of Asset Information	<ul style="list-style-type: none"> IGTs cannot be de-appointed on their assets, unless agreed in relevant contract. IGTs will not accept MAM appointment on third party owned assets, unless agreed in relevant contract. Given the above, no requirement for iGT MAM to send/receive meter details from any third party MAM, unless agreed in contract with shipper/supplier.
6.	Notify Metering Details	15.6 Notify Metering Details — ONDET . MAM to MAM	6T / 8D — Transfer of Metering details Update	<ul style="list-style-type: none"> As per above '5. Request Metering Details'.

		Provision of latest information.		
7.	Notify Update Details	Error! Reference source not found. Notify Update Metering Details – ONUPD Misc Notify Address Update – OSUPD	2L & 3L – Notify Asset Collection Details 6U / 8E / 8F – Notification of successful transfer	<ul style="list-style-type: none"> IGT MAM will send incoming supplier ONUPD meter details on a change of supplier, within 2 Business Days of D-2. IGT MAM will send supplier ONUPD where details have been updated (e.g. as a result of a shipper query). OSUPD is not required, as iGT MAM will be notified of address update through the shipper/Xoserve. Supplier may wish to send, but an iGT response may not be sent.
8.	Response	The following are response files:	See '15.8 Error! Reference source not found. Response'	
		RRJOB – Request Job	1BR – Request Asset Installation 2BR – Request Asset Removal 3BR – Request Asset Exchange	<ul style="list-style-type: none"> Originating flow not sent/received by iGT.
		RNJOB – Notify Metering Job Details	1CR/DR – Pre-notification of Asset Installation 2CR/DR – Pre-notification of Asset Removal 3CR/DR – Pre-notification of Asset Exchange 1JR /KR – Notification of Asset Installation 2JR /KR – Notification of Asset Removal 3JR /KR – Notification of Asset Exchange	<ul style="list-style-type: none"> RNJOB expected in response to ONJOB.
		RRQUO – Request Metering Quote	6PCR	<ul style="list-style-type: none"> Originating flow not sent/received by iGT.
		RNQUO – Notify Metering Quote	6PGR	<ul style="list-style-type: none"> Originating flow not sent/received by iGT.
		RNAGE – Notify Agent Change	6PR (6Q) & 8CR – Appointment Request 6NR (6S) & 7AR – Confirmation of De-Appointment	<ul style="list-style-type: none"> Originating flow not sent/received by iGT.

		RRDET – Request Metering Details	6RR – Request Metering Details	<ul style="list-style-type: none"> Originating flow not sent/received by iGT.
		RNDET – Notify Metering Details	6TR & 8DR – Notify Metering Details	<ul style="list-style-type: none"> Originating flow not sent/received by iGT.
		RNUPD – Notify Update Details	2LR & 3LR – Notify Asset Collection Details 6UR, 8ER & 8FR – Notify Update Changes (confirm successful transfer of information following CoS)	<ul style="list-style-type: none"> RNUPD expected in response to ONUPD.

4. Meter Works

4.1 Introduction

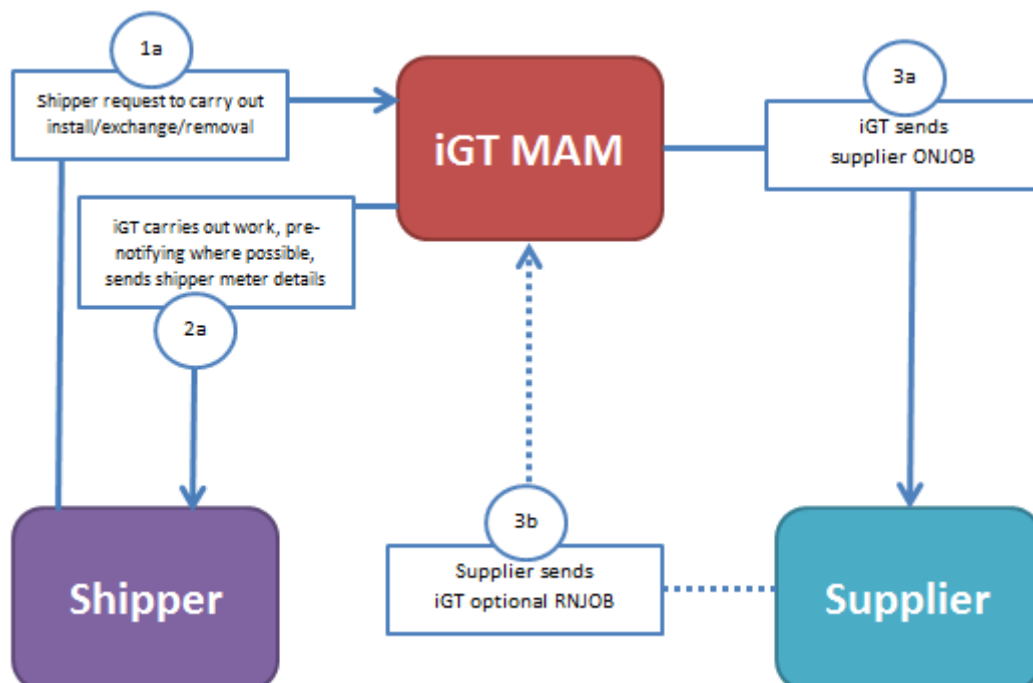
RGMA ONJOB flows will be sent to suppliers following the completion of site works (carried out at the request of the shipper) for the following processes:

1. New meter installation on:
 - a. New connections on new housing developments or infill schemes;
 - b. 'one off' new connections (where no meter had been previously);
 - c. Connections where a meter has been removed sometime previously;
2. Asset removal;
3. Asset Exchange (incl. reposition).

RGMA flows, together with their corresponding response files, will not be sent to suppliers in the following circumstances:

1. Pre-notification of asset installation (ONJOB);
2. Aborted or rescheduled asset works (ONJOB);
3. Asset works request (ORJOB).

4.2 Process Flow



2: DIAGRAM SHOWING FLOW OF INFORMATION ON ASSET WORKS

Note: References (e.g. “1a”) on all diagrams are not references to any other document.

4.3 File Formats

Notify Metering Job – ONJOB

Meter Installation

		Field Name	OPT	DOM	LNG	Description
1	A0177	Record ID	M	T	5	This identifies the record. Value: TRANS
	A0055	Transaction Ref	M	T	15	This reference is used to assist with reconciling responses to the original transactions sent and may be used for tracking purposes. IGT short code followed by file extension then by digits – uniquely generated number. Example: CCCJOB000000001, where CCC is the iGT Short Code
	A0056	Transaction Comment	M	T	210	The ONJOB is only used for installations when jobs have been completed. Will be populated with the concatenated address (including plot number), unless there is a transaction comment, when that will be given priority and the address will not be populated. The address format is specified in Appendix 1
	A0053	Contract Reference	M	T	25	Where unknown default to IGT short code
	A0144	Transaction Type Code	M	T	5	A code which describes the type of transaction the record represents. Value: INSTL – Install
	A0167	Transaction Type reason Code	O	T	5	This is the reason for the work. Value: NEWCN – New Connection, or blank
	A0058	Cross-Ref Other Internal Job Reference	O	T	15	

		Field Name	OPT	DOM	LNG	Description
	A0122	Cross-Ref Other External Job Reference	O	T	15	
	A0142	Transaction Status Code	C	T	5	Value: COMLT – Completed Conditionality: Mandatory when the job has been completed
	A0057	Transaction Status Code Change reason	O	T	5	Would not expect to be populated
	A0161	Market Sector Code	M	T	1	Identifies the Market Sector the job is related to. May also be provided to GT via T73 record. Allowable Values: D – Domestic, I – Industrial and Commercial
	A0166	Date of Notice	O	D	8	Format: YYYYMMDD
	A0068	Registration Body	M	T	5	Registration body of a company performing the work. Allowable values: OAMI, GSREG
	A0069	Registration Reference	M	T	20	Registration Reference of the Market Participant in the role for which he/she is registered. Organisation body reference number
	A0081	Effective From Date	O	D	8	Date of Installation. Format: YYYYMMDD
	A0082	Effective To Date	O	D	8	Format: YYYYMMDD
1.1	A0177	Record ID	M	T	5	This identifies the record. Value: MTPNT
	A0178	Data Update Code	O	T	5	This should not be populated for Installations
	A0072	Meter Point Reference	M	N	10	A unique identifier for the point at which a meter is, has been or will be connected to the gas network. A new MPRN is also allocated if the meter point is reconnected after having been

		Field Name	OPT	DOM	LNG	Description
						made extinct
	A0076	Meter Link Code	M	T	1	Allowable Values: F – Freestanding, P – Prime, S - Sub
	A0077	Meter Point Status	O	T	2	As per MDD
	A0059	Location Code	M	T	2	As per MDD
	A0157	Meter Point Location Notes	C	T	100	Conditionality: Mandatory if A0059 is populated with the value 98 (Other)
	A0075	Access Instructions	O	T	210	Additional instructions necessary to support an agent's visit, such as key instructions, special tools required, or access information
	A0074	Conversion Factor	C	N	9, 6	A fixed factor applies where no Converter is fitted and the meter reading needs to be corrected for pressure, altitude and/or temperature. Allowable Values: .000001 to 999.999999 Conditionality: Mandatory if known
	A0073	Last Inspection Date	M	D	8	The date on which the meter installation was last inspected. May also be provided to GT via N44 record. Format: YYYYMMDD
	A0164	Metering Pressure	O	N	9, 3	If populated, must be in line with domain i.e. must be in mbar
1.1.1	A0177	Record ID	M	T	5	This identifies the record. Value: ASSET
	A0178	Data Update Code	O	T	5	This should not be populated for Installations
	A0144	Transaction Type Code	M	T	5	A code that uniquely identifies the type of work. Value: INSTL – Install
	A0024	Asset Class Code	M	T	5	A code to indicate the classification of the asset.

		Field Name	OPT	DOM	LNG	Description
						Value: METER
	A0109	Product Identifier	O	T	10	A MDD defined value to identify a set of assets with common attributes
	A0163	Payment Method Code	M	T	5	Allowable Values: CR – Credit, PP – Prepayment.
	A0083	Model Code	M	T	10	Code which uniquely identifies the model. Example: E6
	A0060	Manufacturer Code	M	T	3	The unique code of the manufacturer of the meter or other instrument configuration. Example: SCH - Schlumberger
	A0021	Year of Manufacture	M	N	4	Year of manufacture for the asset as stamped on the asset. Example: 1999 Allowable Values: 1960 to Current year +1
	A0022	Serial Number	M	T	14	The serial number of the asset. The manufacturer's serial number including alpha numeric characters. Example: E612345678901
	A0059	Location Code	M	T	2	A code representing the location of the asset. As per MDD
	A0158	Asset Location Notes	C	T	100	Conditionality: Mandatory if A0059 is populated with the value 98 (Other)
	A0037	Asset Status Code	M	T	2	Industry standard code representing the status of the asset. Value:, LI – Live
1.1.1.1	A0177	Record ID	M	T	5	This identifies the record. Value: METER
	A0178	Data Update Code	O	T	5	This should not be populated for Installations

		Field Name	OPT	DOM	LNG	Description
	A0025	Meter Type Code	M	T	5	Code to determine the type of meter. Allowable Values: D – Diaphragm of Unknown Material, R – Rotary, L – Leather Diaphragm, S – Synthetic, T – Turbine, U – Ultrasonic, Z – Unknown
	A0085	Meter Mechanism Code	M	T	5	The coded value describing the payment mechanism of the meter. Allowable Values: CM – Coin Meter, ET – Electronic Token Meter, CR – Credit, MT – Mechanical Token Meter, PP – Prepayment, TH – Thrifty, U – Unknown, NS – SMETs non-compliant, S1 – SMETs version 1, S2 – SMETs version 2
	A0112	Measuring Capacity	M	N	10, 4	The maximum volume of gas (Q max) that can be passed through the asset per hour, based upon the manufacturer's maximum value. For example: 6* - 6m cubed per hour (*In conjunction with indication of the imperial/metric meter). Allowable Values: 0 to 999999.9999
	A0079	Meter Usage Code	O	T	1	
	A0044	Collar Status Code	O	T	5	Code to identify the status of the collar. Allowable Values: B – Broken, I – Intact
	A0149	OAMI Inspection Date	M	D	8	Installation date. Format: YYYYMMDD
	A0126	Role Code	M	T	5	Unique code which identifies the role the market participant is acting in. Identifies who the Gas Act Owner of the meter is. Allowable Values: S – Supplier, T – Transporter, C – Consumer
	A0160	Last Refurbished Date	O	D	8	Format: YYYYMMDD

		Field Name	OPT	DOM	LNG	Description
	A0194	Pulse Value	O	N	7, 2	The value that one pulse from the instrument represents. Valid values are integers of 10 expressed as numbers. i.e. 10x (Where x is the power of) expressed as a number. E.g. an acceptable value would be 1000 (i.e. 103). A value of, for example, 0.2 would fail. Examples are 0.01, 0.1, 0, 1, 10, 100, 1000, 10000. If a value of 00.01 was sent, this would not cause record validation failure
1.1. 1.3	A0177	Record ID	M	T	5	This identifies the record. Value: REGST
	A0178	Data Update Code	O	T	5	This should not be populated for Installations
	A0124	Register Type Code	M	T	5	A code which uniquely determines the type of register. Value: METER - Meter
	A0121	Number of Dials or Digits	M	N	2	Number of significant dials or digits on the asset which are to be considered during the asset reading. Example: 5 – 5 readable dials. Allowable Values: 4 to 10
	A0123	Units of Measurement	M	T	5	Units in which volume is expressed. Allowable Values: SCFH – Standard Cubic Feet per Hour, SCMH – Standard Cubic Meters per Hour
	A0120	Multiplication Factor	M	N	6, 3	Multiplication Factor to apply to the resultant index advance indicated by the current reading. Example: 0.1 Allowable Values: .001 to 999.999
1.1. 1.3. 1	A0177	Record ID	M	T	5	This identifies the record. Value: READG
	A0031	Reading Date	M	D	8	The date the read was obtained for the installed asset. Format: YYYYMMDD

		Field Name	OPT	DOM	LNG	Description
	A0034	Round the Clock	O	N	2	<p>The number of times the asset register has passed through zero in relation to the last reading successfully updated.</p> <p>For example: Blank or 0 – not gone around the clock, 1 – once around the clock.</p> <p>Allowable Values: -2 to 99. This will always be zero on an install, including refurbished install</p>
	A0033	Reading Index	M	T	12	The actual read index for the asset including leading zeros from the register Reading must be reflective of the number of dials
1.2	A0177	Record ID	M	T	5	<p>This identifies the record.</p> <p>Value: APPNT</p>
	A0019	Appointment Qualifier Code	O	T	5	Not required, leave blank
	A0138	Appointment Date From	M	D	8	<p>Default to date of installation.</p> <p>Format: YYYYMMDD</p>
	A0139	Appointment Date to	M	D	8	<p>Default to date of installation.</p> <p>Format: YYYYMMDD</p>
	A0019	Appointment Qualifier Code	O	T	5	Not required, leave blank
	A0140	Appointment Time From	M	T	6	<p>Where unknown default to 090000.</p> <p>Format: HHMMSS</p>
	A0141	Appointment Time To	M	T	6	<p>Where unknown default to 170000.</p> <p>Format: HHMMSS</p>

Meter Removal

		Field Name	OPT	DOM	LNG	Comments
1	A0177	Record ID	M	T	5	<p>This identifies the record.</p> <p>Value: TRANS</p>

		Field Name	OPT	DOM	LNG	Comments
	A0055	Transaction Ref	M	T	15	<p>This reference is used to assist with reconciling responses to the original transactions sent and may be used for tracking purposes.</p> <p>IGT short code followed by file extension then by digits – uniquely generated number.</p> <p>Example: CCCJOB000000001, where CCC is the iGT Short Code</p>
	A0056	Transaction Comment	O	T	210	The ONJOB is only used for installations when jobs have been completed
	A0053	Contract Reference	M	T	25	Where unknown default to IGT short code
	A0144	Transaction Type Code	M	T	5	<p>A code which describes the type of transaction the record represents.</p> <p>Value: REMVE – Remove</p>
	A0167	Transaction Type reason Code	O	T	5	<p>This is the reason for the work.</p> <p>Leave blank</p>
	A0058	Cross-Ref Other Internal Job Reference	O	T	15	
	A0122	Cross-Ref Other External Job Reference	O	T	15	
	A0142	Transaction Status Code	C	T	5	<p>Value: COMLT – Completed</p> <p>Conditionality: Mandatory when the job has been completed</p>
	A0057	Transaction Status Code Change reason	O	T	5	Would not expect to be populated
	A0161	Market Sector Code	M	T	1	<p>Identifies the Market Sector the job is related to. May also be provided to GT via T73 record.</p> <p>Allowable Values: D – Domestic, I – Industrial and Commercial</p>
	A0166	Date of Notice	O	D	8	Format: YYYYMMDD

		Field Name	OPT	DOM	LNG	Comments
	A0068	Registration Body	M	T	5	Registration body of a company performing the work. Allowable values: OAMI, GSREG
	A0069	Registration Reference	M	T	20	Registration Reference of the Market Participant in the role for which he/she is registered.Organisation body reference number
	A0081	Effective From Date	O	D	8	Date of removal. Format: YYYYMMDD
	A0082	Effective To Date	O	D	8	Format: YYYYMMDD
1.1	A0177	Record ID	M	T	5	This identifies the record. Value: MTPNT
	A0178	Data Update Code	O	T	5	This should not be populated for Removals
	A0072	Meter Point Reference	M	N	10	A unique identifier for the point at which a meter is, has been or will be connected to the gas network. A new MPRN is also allocated if the meter point is reconnected after having been made extinct
	A0076	Meter Link Code	M	T	1	Allowable Values: F – Freestanding, P – Prime, S – Sub
	A0077	Meter Point Status	O	T	2	As per MDD
	A0059	Location Code	M	T	2	As per MDD
	A0157	Meter Point Location Notes	C	T	100	Conditionality: Mandatory if A0059 is populated with the value 98 (Other)
	A0075	Access Instructions	O	T	210	Additional instructions necessary to support an agent's visit, such as key instructions, special tools required, or access information
	A0074	Conversion Factor	C	N	9, 6	A fixed factor applies where no Converter is fitted and the meter reading needs to be corrected for pressure, altitude and/or temperature. Allowable Values: .000001 to 999.999999

		Field Name	OPT	DOM	LNG	Comments
						Conditionality: Mandatory if known
	A0073	Last Inspection Date	M	D	8	The date on which the meter installation was last inspected. May also be provided to GT via N44 record. Format: YYYYMMDD
	A0164	Metering Pressure	O	N	9, 3	If populated, must be in line with domain i.e. must be in mbar
1.1.1	A0177	Record ID	M	T	5	This identifies the record. Value: ASSET
	A0178	Data Update Code	O	T	5	This should not be populated for Removals
	A0144	Transaction Type Code	M	T	5	A code that uniquely identifies the type of work. Value: REMVE – Remove
	A0024	Asset Class Code	M	T	5	A code to indicate the classification of the asset. Value: METER
	A0109	Product Identifier	O	T	10	A MDD defined value to identify a set of assets with common attributes
	A0163	Payment Method Code	M	T	5	Allowable Values: CR – Credit, PP – Prepayment
	A0083	Model Code	M	T	10	Code which uniquely identifies the model. Example: E6
	A0060	Manufacturer Code	M	T	3	The unique code of the manufacturer of the meter or other instrument configuration. Example: SCH – Schlumberger
	A0021	Year of Manufacture	M	N	4	Year of manufacture for the asset as stamped on the asset. Example: 1999 Allowable Values: 1960 to Current year +1
	A0022	Serial Number	M	T	14	The serial number of the asset

		Field Name	OPT	DOM	LNG	Comments
						The manufacturer's serial number including alpha numeric characters. Example: E612345678901
	A0059	Location Code	M	T	2	A code representing the location of the asset As per MDD
	A0158	Asset Location Notes	C	T	100	Conditionality: Mandatory if A0059 is populated with the value 98 (Other)
	A0037	Asset Status Code	M	T	2	Value: RE – Removed
1.1. 1.1	A0177	Record ID	M	T	5	This identifies the record. Value: METER
	A0178	Data Update Code	O	T	5	This should not be populated for Removals
	A0025	Meter Type Code	M	T	5	Code to determine the type of meter. Allowable Values: D – Diaphragm of Unknown Material, R – Rotary, L – Leather Diaphragm, S – Synthetic, T – Turbine, U – Ultrasonic, Z – Unknown
	A0085	Meter Mechanism Code	M	T	5	The coded value describing the payment mechanism of the meter. Allowable Values: CM – Coin Meter, ET – Electronic Token Meter, CR – Credit, MT – Mechanical Token Meter, PP – Prepayment, TH – Thrifty, U – Unknown, NS – SMETs non-compliant, S1 – SMETs version 1, S2 – SMETs version 2
	A0112	Measuring Capacity	M	N	10, 4	The maximum volume of gas (Q max) that can be passed through the asset per hour, based upon the manufacturer's maximum value. For example: 6* - 6m cubed per hour (*In conjunction with indication of the imperial/metric meter). Allowable Values: 0 to 999999.9999
	A0079	Meter Usage Code	O	T	1	
	A0044	Collar Status Code	O	T	5	Code to identify the status of the collar. Allowable Values: B – Broken, I – Intact

		Field Name	OPT	DOM	LNG	Comments
	A0149	OAMI Inspection Date	M	D	8	Removal date. Format: YYYYMMDD
	A0126	Role Code	O	T	5	Unique code which identifies the role the market participant is acting in. Identifies who the Gas Act Owner of the meter is. Allowable Values: S – Supplier, T – Transporter, C – Consumer
	A0160	Last Refurbished Date	O	D	8	Format: YYYYMMDD
	A0194	Pulse Value	O	N	7, 2	The value that one pulse from the instrument represents. Valid values are integers of 10 expressed as numbers. i.e. 10x (Where x is the power of) expressed as a number. E.g. an acceptable value would be 1000 (i.e. 10 ³). A value of, for example, 0.2 would fail. Examples are 0.01, 0.1, 0, 1, 10, 100, 1000, 10000. If a value of 00.01 was sent, this would not cause record validation failure
1.1. 1.3	A0177	Record ID	M	T	5	This identifies the record. Value: REGST
	A0178	Data Update Code	O	T	5	This should not be populated for Removals
	A0124	Register Type Code	M	T	5	A code which uniquely determines the type of register. Value: METER – Meter
	A0121	Number of Dials or Digits	M	N	2	Number of significant dials or digits on the asset which are to be considered during the asset reading. Example: 5 – 5 readable dials. Allowable Values: 4 to 10
	A0123	Units of Measurement	M	T	5	Units in which volume is expressed. Allowable Values: SCFH – Standard Cubic Feet per Hour, SCMH – Standard Cubic Meters per Hour

		Field Name	OPT	DOM	LNG	Comments
	A0120	Multiplication Factor	M	N	6, 3	Multiplication Factor to apply to the resultant index advance indicated by the current reading. Example: 0.1 Allowable Values: .001 to 999.999
1.1. 1.3. 1	A0177	Record ID	M	T	5	This identifies the record. Value: READG
	A0031	Reading Date	M	D	8	The date the read was obtained for the removed asset. Format: YYYYMMDD
	A0034	Round the Clock	O	N	2	The number of times the asset register has passed through zero in relation to the last reading successfully updated. For example: Blank or 0 – not gone around the clock, 1 – once around the clock. Allowable Values: -2 to 99. This will always be zero on an install, including refurbished install
	A0033	Reading Index	M	T	12	The actual read index for the asset including leading zeros from the register Reading must be reflective of the number of dials.
1.2	A0177	Record ID	M	T	5	This identifies the record. Value: APPNT
	A0019	Appointment Qualifier Code	O	T	5	Not required, leave blank
	A0138	Appointment Date From	M	D	8	Default to date of Removal Format: YYYYMMDD
	A0139	Appointment Date to	M	D	8	Default to date of Removal Format: YYYYMMDD
	A0019	Appointment Qualifier Code	O	T	5	Not required, leave blank
	A0140	Appointment Time From	M	T	6	Where unknown default to 090000 Format: HHMMSS

		Field Name	OPT	DOM	LNG	Comments
	A0141	Appointment Time To	M	T	6	Where unknown default to 170000 Format: HHMMSS

Meter Exchange

		Field Name	OPT	DOM	LNG	Comments
1	A0177	Record ID	M	T	5	This identifies the record. Value: TRANS
	A0055	Transaction Ref	M	T	15	This reference is used to assist with reconciling responses to the original transactions sent and may be used for tracking purposes. IGT short code followed by file extension then by digits – uniquely generated number. Example: CCCJOB000000001, where CCC is the iGT Short Code
	A0056	Transaction Comment	O	T	210	The ONJOB is only used for installations when jobs have been completed
	A0053	Contract Reference	M	T	25	Where unknown default to IGT short code
	A0144	Transaction Type Code	M	T	5	A code which describes the type of transaction the record represents Value: EXCHG – Exchange
	A0167	Transaction Type reason Code	O	T	5	This is the reason for the work. Leave blank
	A0058	Cross-Ref Other Internal Job Reference	O	T	15	
	A0122	Cross-Ref Other External Job Reference	O	T	15	

		Field Name	OPT	DOM	LNG	Comments
	A0142	Transaction Status Code	C	T	5	Value: COMLT – Completed Conditionality: Mandatory when the job has been completed
	A0057	Transaction Status Code Change reason	O	T	5	Would not expect to be populated
	A0161	Market Sector Code	M	T	1	Identifies the Market Sector the job is related to. May also be provided to GT via T73 record. Allowable Values: D – Domestic, I – Industrial and Commercial
	A0166	Date of Notice	O	D	8	Format: YYYYMMDD
	A0068	Registration Body	M	T	5	Registration body of a company performing the work. Allowable values: OAMI GSREG
	A0069	Registration Reference	M	T	20	Registration Reference of the Market Participant in the role for which he/she is registered Organisation body reference number
	A0081	Effective From Date	O	D	8	Format: YYYYMMDD
	A0082	Effective To Date	O	D	8	Format: YYYYMMDD
1.1	A0177	Record ID	M	T	5	This identifies the record Value: MTPNT
	A0178	Data Update Code	O	T	5	This should not be populated for Exchanges
	A0072	Meter Point Reference	M	N	10	A unique identifier for the point at which a meter is, has been or will be connected to the gas network. A new MPRN is also allocated if the meter point is reconnected after having been made extinct
	A0076	Meter Link Code	M	T	1	Allowable Values: F – Freestanding, P – Prime, S – Sub

		Field Name	OPT	DOM	LNG	Comments
	A0077	Meter Point Status	O	T	2	As per MDD
	A0059	Location Code	M	T	2	As per MDD
	A0157	Meter Point Location Notes	C	T	100	Conditionality: Mandatory if A0059 is populated with the value 98 (Other)
	A0075	Access Instructions	O	T	210	Additional instructions necessary to support an agent's visit, such as key instructions, special tools required, or access information
	A0074	Conversion Factor	C	N	9, 6	A fixed factor applies where no Converter is fitted and the meter reading needs to be corrected for pressure, altitude and/or temperature. Allowable Values: .000001 to 999.999999 Conditionality: Mandatory if known
	A0073	Last Inspection Date	M	D	8	The date on which the meter installation was last inspected. May also be provided to GT via N44 record. Format: YYYYMMDD
	A0164	Metering Pressure	O	N	9, 3	If populated, must be in line with domain i.e. must be in mbar
1.1.1	A0177	Record ID	M	T	5	This identifies the record Value: ASSET
	A0178	Data Update Code	O	T	5	This should not be populated for Exchanges
	A0144	Transaction Type Code	M	T	5	A code that uniquely identifies the type of work Value: REMVE – Remove
	A0024	Asset Class Code	M	T	5	A code to indicate the classification of the asset Value: METER
	A0109	Product Identifier	O	T	10	A MDD defined value to identify a set of assets with common attributes
	A0163	Payment Method Code	M	T	5	Allowable Values: CR – Credit, PP – Prepayment.
	A0083	Model Code	M	T	10	Code which uniquely identifies the model.

		Field Name	OPT	DOM	LNG	Comments
						Example: E6
	A0060	Manufacturer Code	M	T	3	The unique code of the manufacturer of the meter or other instrument configuration. Example: SCH - Schlumberger
	A0021	Year of Manufacture	M	N	4	Year of manufacture for the asset as stamped on the asset. Example: 1999. Allowable Values: 1960 to Current year +1
	A0022	Serial Number	M	T	14	The serial number of the asset The manufacturer's serial number including alpha numeric characters. Example: E612345678901
	A0059	Location Code	M	T	2	A code representing the location of the asset As per MDD
	A0158	Asset Location Notes	C	T	100	Conditionality: Mandatory if A0059 is populated with the value 98 (Other)
	A0037	Asset Status Code	M	T	2	Value: RE – Removed
1.1. 1.1	A0177	Record ID	M	T	5	This identifies the record. Value: METER
	A0178	Data Update Code	O	T	5	This should not be populated for Exchanges
	A0025	Meter Type Code	M	T	5	Code to determine the type of meter. Allowable Values: D – Diaphragm of Unknown Material, R – Rotary, L – Leather Diaphragm, S – Synthetic, T – Turbine, U – Ultrasonic, Z – Unknown
	A0085	Meter Mechanism Code	M	T	5	The coded value describing the payment mechanism of the meter. Allowable Values: CM – Coin Meter, ET – Electronic Token Meter, CR – Credit, MT – Mechanical Token Meter, PP – Prepayment, TH – Thrifty, U – Unknown, NS – SMETs non-compliant, S1 – SMETs version 1, S2 – SMETs version 2

		Field Name	OPT	DOM	LNG	Comments
	A0112	Measuring Capacity	M	N	10, 4	The maximum volume of gas (Q max) that can be passed through the asset per hour, based upon the manufacturer's maximum value. For example: 6* - 6m cubed per hour (*In conjunction with indication of the imperial/metric meter). Allowable Values: 0 to 999999.9999
	A0079	Meter Usage Code	O	T	1	
	A0044	Collar Status Code	O	T	5	Code to identify the status of the collar. Allowable Values: B – Broken, I – Intact
	A0149	OAMI Inspection Date	M	D	8	Removal date Format: YYYYMMDD
	A0126	Role Code	O	T	5	Unique code which identifies the role the market participant is acting in Identifies who the Gas Act Owner of the meter is. Allowable Values: S – Supplier, T – Transporter, C – Consumer
	A0160	Last Refurbished Date	O	D	8	Format: YYYYMMDD
	A0194	Pulse Value	O	N	7, 2	The value that one pulse from the instrument represents. Valid values are integers of 10 expressed as numbers. i.e. 10x (Where x is the power of) expressed as a number. E.g. an acceptable value would be 1000 (i.e. 10 ³). A value of, for example, 0.2 would fail. Examples are 0.01, 0.1, 0, 1, 10, 100, 1000, 10000. If a value of 00.01 was sent, this would not cause record validation failure
1.1. 1.3	A0177	Record ID	M	T	5	This identifies the record Value: REGST
	A0178	Data Update Code	O	T	5	This should not be populated for Exchanges
	A0124	Register Type Code	M	T	5	A code which uniquely determines the type of register Allowable Values: METER - Meter

		Field Name	OPT	DOM	LNG	Comments
	A0121	Number of Dials or Digits	M	N	2	Number of significant dials or digits on the asset which are to be considered during the asset reading. Example: 5 – 5 readable dials. Allowable Values: 4 to 10
	A0123	Units of Measurement	M	T	5	Units in which volume is expressed. Allowable Values: SCFH – Standard Cubic Feet per Hour, SCMH – Standard Cubic Meters per Hour
	A0120	Multiplication Factor	M	N	6, 3	Multiplication Factor to apply to the resultant index advance indicated by the current reading. Example: 0.1 Allowable Values: .001 to 999.999
1.1. 1.3. 1	A0177	Record ID	M	T	5	This identifies the record Value: READG
	A0031	Reading Date	M	D	8	The date the read was obtained for the removed asset Format: YYYYMMDD
	A0034	Round the Clock	O	N	2	The number of times the asset register has passed through zero in relation to the last reading successfully updated. For example: Blank or 0 – not gone around the clock, 1 – once around the clock. Allowable Values: -2 to 99. This will always be zero on an install, including refurbished install
	A0033	Reading Index	M	T	12	The actual read index for the asset including leading zeros from the register Reading must be reflective of the number of dials
1.1. 1	A0177	Record ID	M	T	5	This identifies the record Value: ASSET
	A0178	Data Update Code	O	T	5	This should not be populated for Exchanges

		Field Name	OPT	DOM	LNG	Comments
	A0144	Transaction Type Code	M	T	5	A code that uniquely identifies the type of work Value: INSTL – Install
	A0024	Asset Class Code	M	T	5	A code to indicate the classification of the asset Value: METER
	A0109	Product Identifier	O	T	10	A MDD defined value to identify a set of assets with common attributes
	A0163	Payment Method Code	M	T	5	Allowable Values: CR – Credit, PP – Prepayment
	A0083	Model Code	M	T	10	Code which uniquely identifies the model. Example: E6
	A0060	Manufacturer Code	M	T	3	The unique code of the manufacturer of the meter or other instrument configuration. Example: SCH - Schlumberger
	A0021	Year of Manufacture	M	N	4	Year of manufacture for the asset as stamped on the asset. Example: 1999. Allowable Values: 1960 to Current year +1
	A0022	Serial Number	M	T	14	The serial number of the asset The manufacturer's serial number including alpha numeric characters. Example: E612345678901
	A0059	Location Code	M	T	2	A code representing the location of the asset As per MDD
	A0158	Asset Location Notes	C	T	100	Conditionality: Mandatory if A0059 is populated with the value 98 (Other)
	A0037	Asset Status Code	M	T	2	Industry standard code representing the status of the asset. Allowable Values: AC – Active/Installing, CA – Capped, CD – Closed, CL – Clamped, FA – Faulty, IN – Inactive, LI – Live, OP – Open, PD

		Field Name	OPT	DOM	LNG	Comments
						– Phone Line Down, RE – Removed, UN – Unknown, DM – Damaged, E – Existing, D - Declined
1.1. 1.1	A0177	Record ID	M	T	5	This identifies the record. Value: METER
	A0178	Data Update Code	O	T	5	This should not be populated for Exchanges
	A0025	Meter Type Code	M	T	5	Code to determine the type of meter. Allowable Values: D – Diaphragm of Unknown Material, R – Rotary, L – Leather Diaphragm, S – Synthetic, T – Turbine, U – Ultrasonic, Z – Unknown
	A0085	Meter Mechanism Code	M	T	5	The coded value describing the payment mechanism of the meter. Allowable Values: CM – Coin Meter, ET – Electronic Token Meter, CR – Credit, MT – Mechanical Token Meter, PP – Prepayment, TH – Thrifty, U – Unknown, NS – SMETs non-compliant, S1 – SMETs version 1, S2 – SMETs version 2
	A0112	Measuring Capacity	M	N	10, 4	The maximum volume of gas (Q max) that can be passed through the asset per hour, based upon the manufacturer's maximum value. For example: 6* - 6m cubed per hour (*In conjunction with indication of the imperial/metric meter). Allowable Values: 0 to 999999.9999
	A0079	Meter Usage Code	O	T	1	
	A0044	Collar Status Code	O	T	5	Code to identify the status of the collar. Allowable Values: B – Broken, I – Intact
	A0149	OAMI Inspection Date	M	D	8	Installation date Format: YYYYMMDD
	A0126	Role Code	M	T	5	Unique code which identifies the role the market participant is acting in Identifies who the Gas Act Owner of the meter is.

		Field Name	OPT	DOM	LNG	Comments
						Allowable Values: S – Supplier, T – Transporter, C – Consumer
	A0160	Last Refurbished Date	O	D	8	Format: YYYYMMDD
	A0194	Pulse Value	O	N	7, 2	The value that one pulse from the instrument represents. Valid values are integers of 10 expressed as numbers. i.e. 10x (Where x is the power of) expressed as a number. E.g. an acceptable value would be 1000 (i.e. 10 ³). A value of, for example, 0.2 would fail. Examples are 0.01, 0.1, 0, 1, 10, 100, 1000, 10000. If a value of 00.01 was sent, this would not cause record validation failure
1.1. 1.3.	A0177	Record ID	M	T	5	This identifies the record Value: REGST
	A0178	Data Update Code	O	T	5	This should not be populated for Exchanges
	A0124	Register Type Code	M	T	5	A code which uniquely determines the type of register Values: METER – Meter
	A0121	Number of Dials or Digits	M	N	2	Number of significant dials or digits on the asset which are to be considered during the asset reading. Example: 5 – 5 readable dials. Allowable Values: 4 to 10
	A0123	Units of Measurement	M	T	5	Units in which volume is expressed. Allowable Values: SCFH – Standard Cubic Feet per Hour, SCMH – Standard Cubic Meters per Hour
	A0120	Multiplication Factor	M	N	6, 3	Multiplication Factor to apply to the resultant index advance indicated by the current reading. Example: 0.1 Allowable Values: .001 to 999.999
1.1. 1.3.	A0177	Record ID	M	T	5	This identifies the record

		Field Name	OPT	DOM	LNG	Comments
1						Value: READG
	A0031	Reading Date	M	D	8	The date the read was obtained for the installed asset Format: YYYYMMDD
	A0034	Round the Clock	O	N	2	The number of times the asset register has passed through zero in relation to the last reading successfully updated. For example: Blank or 0 – not gone around the clock, 1 – once around the clock. Allowable Values: -2 to 99. This will always be zero on an install, including refurbished install.
	A0033	Reading Index	M	T	12	The actual read index for the asset including leading zeros from the register Reading must be reflective of the number of dials
1.2	A0177	Record ID	M	T	5	This identifies the record. Value: APPNT
	A0019	Appointment Qualifier Code	O	T	5	Not required, leave blank
	A0138	Appointment Date From	M	D	8	Default to date of Exchange Format: YYYYMMDD
	A0139	Appointment Date to	M	D	8	Default to date of Exchange Format: YYYYMMDD
	A0019	Appointment Qualifier Code	O	T	5	Not required, leave blank
	A0140	Appointment Time From	M	T	6	Where unknown default to 090000 Format: HHMMSS
	A0141	Appointment Time To	M	T	6	Where unknown default to 170000 Format: HHMMSS

4.4 Exceptions

Where a Works Request has been agreed with the shipper and has generated one or more exceptions, all exceptions must be resolved (between the iGT and shipper) before the submission of the ONJOB file. Shippers will be contacted by the iGT in order to resolve the exception(s).

4.5 Additional Information

Quoting for Meter Works

Where a meter works job does not have an associated agreed price, the shipper (or supplier, where a contract exists) may request a quote from the iGT MAM. To do this, the shipper (or supplier) approaches the MAM through the method agreed between the parties.

5. Change of Shipper

5.1 Introduction

Notify Update Details (ONUPD) flow will be sent to the incoming supplier on each change of shipper event, as soon as practically possible after the change of shipper becomes unconditional. The relevant ONUPD will contain all the data the iGT MAM holds in relation to a particular meter.

The following RGMA flows, together with their corresponding response files, should not be sent by suppliers and will not be recognised by iGTs where the metering service is provided to the shipper:

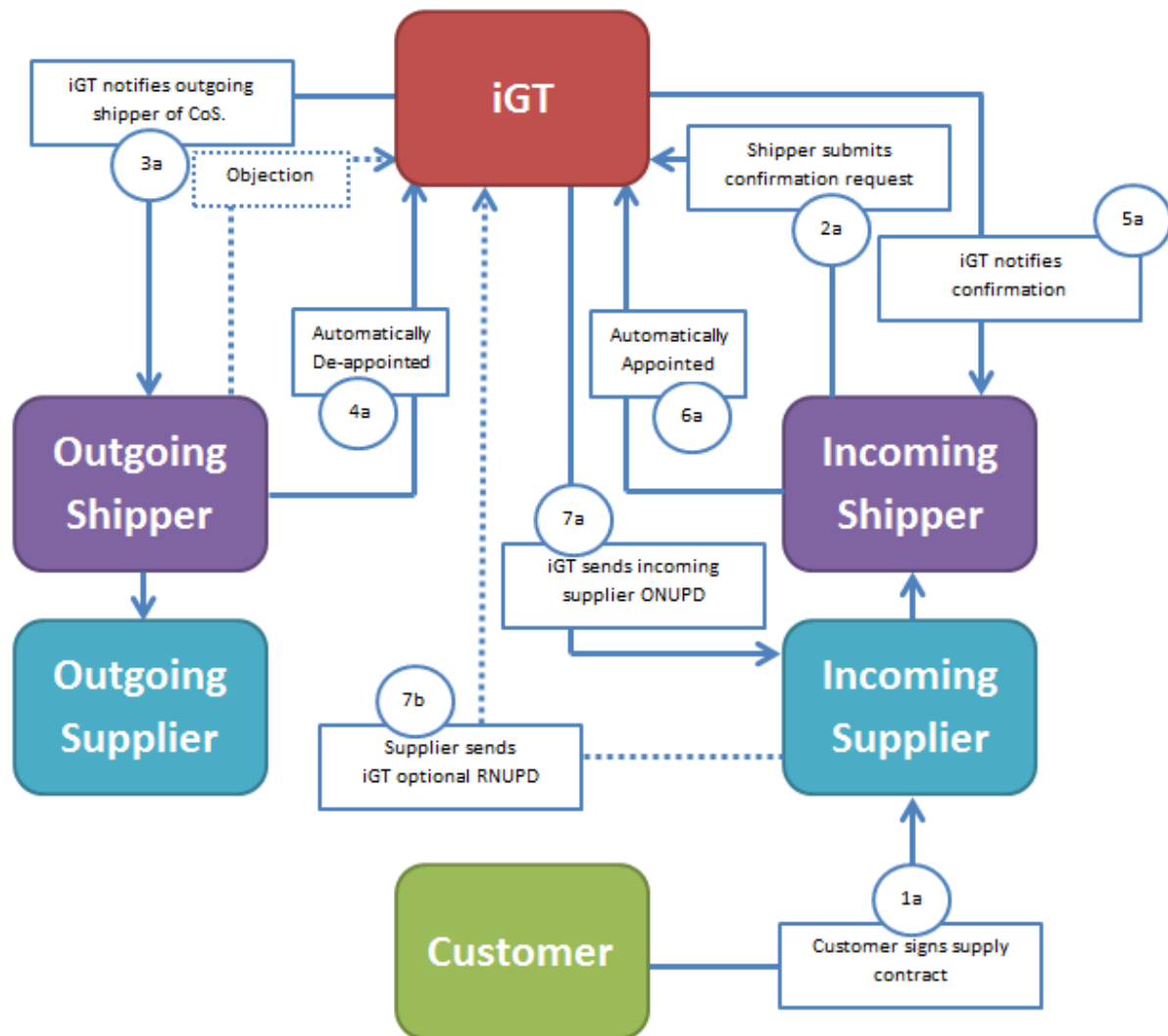
1. Request Metering Quotation (ORQUO);
2. Appointment of Agent (ONAGE);
3. De-appointment of Agent (ONAGE).

Note that, where a supplier appoints/de-appoints MAMs on third party owned assets, the registered shipper will still be required to send the relevant update to Xoserve (which will feed through to the iGT).

For clarification, if a Supplier wishes to appoint a MAM to an existing iGT metered supply point, in the absence of a commercial contract between supplier and iGT, the iGT would not allow a third party MAM to act on an iGT owned meter¹. Therefore, the Supplier would appoint their third party MAM in the normal way and the iGT would be advised of the third party exchange via the Xoserve Daily Delta flow. Where there is a data mismatch the shipper would query via Xoserve. The data should match as the iGT will update their records according to the Xoserve Daily Deltas. Where the iGT validation, applied to the daily deltas, shows a mismatch (but not necessarily a rejection) the iGT would query it with Xoserve/shipper/other data held.

¹ Correct at the time of publishing but an iGT's position could change thereafter.

5.2 Process Flow



3: DIAGRAM SHOWING FLOW OF INFORMATION ON CHANGE OF SHIPPER

5.3 File Formats

Notify Update Details – ONUPD

Change of Supplier

		Field Name	OPT	DOM	LNG	Comments
1	A0177	Record ID	M	T	5	This identifies the record Value: TRANS
	A0055	Transaction Ref	M	T	15	This reference is used to assist with reconciling responses to the original transactions sent and may be used for tracking purposes

		Field Name	OPT	DOM	LNG	Comments
						IGT short code followed by file extension then by digits – uniquely generated number. Example: CCCUPD000000001, where CCC is the iGT Short Code.
	A0056	Transaction Comment	O	T	210	
	A0053	Contract Reference	M	T	25	Where unknown default to IGT short code
	A0144	Transaction Type Code	M	T	5	A code which describes the type of transaction the record represents Value: APPNT
	A0167	Transaction Type reason Code	M	T	5	Value: COS – Change of Supplier
	A0058	Cross-Ref Other Internal Job Reference	O	T	15	
	A0122	Cross-Ref Other External Job Reference	O	T	15	
	A0142	Transaction Status Code	O	T	5	
	A0057	Transaction Status Code Change reason	O	T	5	
	A0161	Market Sector Code	M	T	1	Identifies the Market Sector the job is related to. May also be provided to GT via T73 record. Allowable Values: D – Domestic, I – Industrial and Commercial
	A0166	Date of Notice	O	D	8	Date of file creation Format: YYYYMMDD
	A0068	Registration Body	O	T	5	Registration body of a company performing the work. Allowable values: OAMI, GSREG

		Field Name	OPT	DOM	LNG	Comments
	A0069	Registration Reference	O	T	20	Registration Reference of the Market Participant in the role for which he/she is registered Organisation reference
	A0081	Effective From Date	M	D	8	Date of Change of Supplier Format: YYYYMMDD
	A0082	Effective To Date	O	D	8	Always leave blank Format: YYYYMMDD
1.2	A0177	Record ID	M	T	5	This identifies the record Value: MTPNT
	A0178	Data Update Code	O	T	5	Leave blank
	A0072	Meter Point Reference	M	N	10	A unique identifier for the point at which a meter is, has been or will be connected to the gas network. A new MPRN is also allocated if the meter point is reconnected after having been made extinct
	A0076	Meter Link Code	O	T	1	Allowable Values: F – Freestanding, P – Prime, S - Sub
	A0077	Meter Point Status	O	T	2	As per MDD
	A0059	Location Code	O	T	2	As per MDD
	A0157	Meter Point Location Notes	O	T	100	Conditionality: Mandatory if A0059 is populated with the value 98 (Other)
	A0075	Access Instructions	O	T	210	Additional instructions necessary to support an agent's visit, such as key instructions, special tools required, or access information
	A0074	Conversion Factor	C	N	9, 6	A fixed factor applies where no Converter is fitted and the meter reading needs to be corrected for pressure, altitude and/or temperature. Allowable Values: .000001 to 999.999999 Conditionality: Mandatory if known

		Field Name	OPT	DOM	LNG	Comments
	A0073	Last Inspection Date	O	D	8	The date on which the meter installation was last inspected. May also be provided to GT via N44 record Format: YYYYMMDD
	A0164	Metering Pressure	O	N	9, 3	If populated, must be in line with domain i.e. must be in mbar
1.2. 1	A0177	Record ID	M	T	5	This identifies the record. Value: ADDR5
	A0102	Address Type Code	M	T	5	Code which defines the type of address usage. Value: MTRPT – Meter Point
	A0003	Address Text	O	T	210	
	A0004	Sub Building Name/Number	O	T	40	The name and/or number of a recognised sub-division of a building
	A0006	Building Name/Number	C	T	40	Name/Number of the building. The name is first. This can be used for any non-standard PAF address. E.g. 12-13 or 6A. This may also be used for plot numbers. E.g. Plot 58. Conditionality: Where Sub Building Name/Number is not populated, this field is Mandatory
	A0007	Dependent Thoroughfare	O	T	40	The name of a minor street dependent upon the presence of a Principal Street to provide the full address of a premise
	A0008	Thoroughfare	C	T	40	The main street associated with an address. Conditionality: Where Dependent Thoroughfare is not populated, this field is Mandatory
	A0009	Double Dependent Locality	O	T	40	A geographical area within a Dependent Locality such as a sub-postal district
	A0010	Dependent Locality	O	T	40	A named geographical area within a Post Town such as a postal district
	A0011	Post Town	O	T	40	The name of the town/city which the address is found in

		Field Name	OPT	DOM	LNG	Comments
	A0012	County	O	T	40	The county name for postal purposes
	A0013	Postcode	M	T	10	An abbreviated form of the address used to identify one or more delivery points. The Outcode and Incode are always separated by a space
	A0015	Grid Co-ord X	O	N	7	Leave blank
	A0016	Grid Co-ord Y	O	N	7	Leave blank
	A0017	Grid Co-ord Z	O	N	7	Leave blank
	A0018	Unique Property Reference Number	O	T	12	Leave blank
1.2.2	A0177	Record ID	M	T	5	This identifies the record Value: ASSET
	A0178	Data Update Code	O	T	5	Leave blank
	A0144	Transaction Type Code	M	T	5	A code that uniquely identifies the type of work Value: APPNT - Appointment
	A0024	Asset Class Code	M	T	5	A code to indicate the classification of the asset Value: Meter – METER
	A0109	Product Identifier	O	T	10	A MDD defined value to identify a set of assets with common attributes
	A0163	Payment Method Code	M	T	5	Allowable Values: CR – Credit, PP – Prepayment
	A0083	Model Code	M	T	10	Code which uniquely identifies the model. Example: E6
	A0060	Manufacturer Code	M	T	3	The unique code of the manufacturer of the meter or other instrument configuration. Example: SCH - Schlumberger
	A0021	Year of Manufacture	M	N	4	Year of manufacture for the asset as stamped on the asset. Example: 1999. Allowable Values: 1960 to Current year +1

		Field Name	OPT	DOM	LNG	Comments
	A0022	Serial Number	M	T	14	The serial number of the asset The manufacturer's serial number including alpha numeric characters. Example: E612345678901
	A0059	Location Code	M	T	2	A code representing the location of the asset As per MDD
	A0158	Asset Location Notes	C	T	100	Conditionality: Mandatory if A0059 is populated with the value 98 (Other)
	A0037	Asset Status Code	M	T	2	Industry standard code representing the status of the asset. Value: LI – Live
1.2. 2.1	A0177	Record ID	M	T	5	This identifies the record. Value: METER
	A0178	Data Update Code	O	T	5	Leave blank
	A0025	Meter Type Code	M	T	5	Code to determine the type of meter. Allowable Values: D – Diaphragm of Unknown Material, R – Rotary, L – Leather Diaphragm, S – Synthetic, T – Turbine, U – Ultrasonic, Z – Unknown
	A0085	Meter Mechanism Code	M	T	5	The coded value describing the payment mechanism of the meter. Allowable Values: CM – Coin Meter, ET – Electronic Token Meter, CR – Credit, MT – Mechanical Token Meter, PP – Prepayment, TH – Thrifty, U – Unknown, NS – SMETs non-compliant, S1 – SMETs version 1, S2 – SMETs version 2
	A0112	Measuring Capacity	M	N	10, 4	The maximum volume of gas (Q max) that can be passed through the asset per hour, based upon the manufacturer's maximum value. For example: 6* - 6m cubed per hour (*In conjunction with indication of the imperial/metric meter). Allowable Values: 0 to 999999.9999
	A0079	Meter Usage Code	O	T	1	

		Field Name	OPT	DOM	LNG	Comments
	A0044	Collar Status Code	O	T	5	Code to identify the status of the collar. Allowable Values: B – Broken, I – Intact
	A0149	OAMI Inspection Date	O	D	8	Format: YYYYMMDD
	A0126	Role Code	M	T	5	Unique code which identifies the role the market participant is acting in (for Gas Act Owner) Identifies who the Gas Act Owner of the meter is. Allowable Values: S – Supplier, T – Transporter, C – Consumer
	A0160	Last Refurbished Date	O	D	8	Format: YYYYMMDD
	A0194	Pulse Value	O	N	7, 2	The value that one pulse from the instrument represents. Valid values are integers of 10 expressed as numbers. i.e. 10x (Where x is the power of) expressed as a number. E.g. an acceptable value would be 1000 (i.e. 10 ³). A value of, for example, 0.2 would fail. Examples are 0.01, 0.1, 0, 1, 10, 100, 1000, 10000. If a value of 00.01 was sent, this would not cause record validation failure.
1.2. 2.3	A0177	Record ID	M	T	5	This identifies the record Value: REGST
	A0178	Data Update Code	O	T	5	Leave blank
	A0124	Register Type Code	M	T	5	A code which uniquely determines the type of register Value: METER- Meter
	A0121	Number of Dials	M	N	2	Number of significant dials or digits on the asset which are to be considered during the asset reading. Example: 5 – 5 readable dials. Allowable Values: 4 to 10
	A0123	Units of Measurement		T	5	Units in which volume is expressed. Allowable Values: SCFH – Standard Cubic Feet

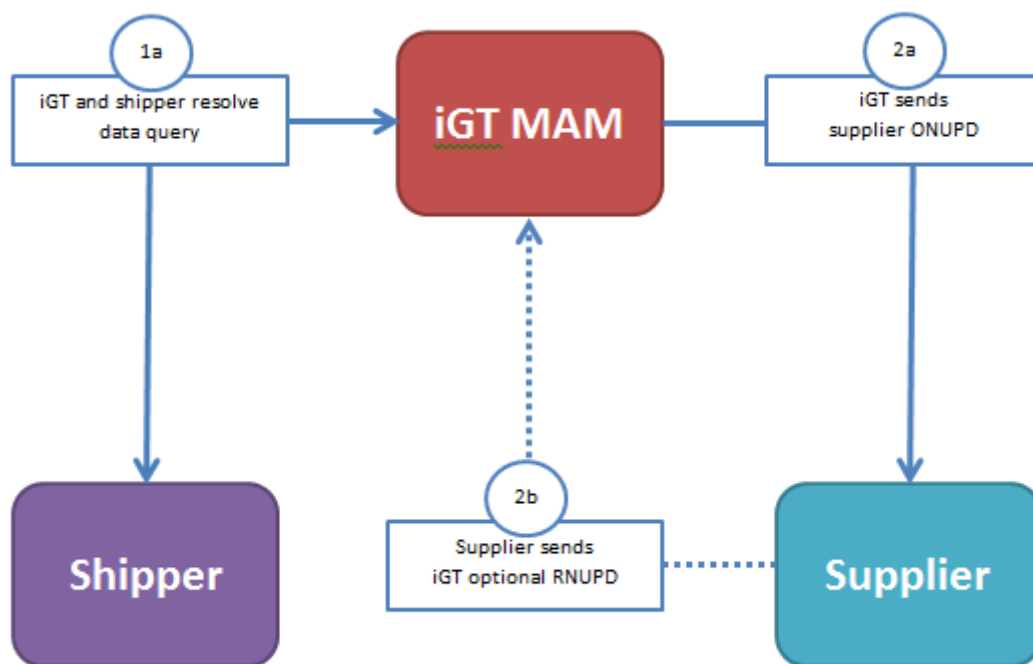
		Field Name	OPT	DOM	LNG	Comments
			M			per Hour, SCMH – Standard Cubic Meters per Hour
	A0120	Multiplication Factor	M	N	6, 3	<p>Multiplication Factor to apply to the resultant index advance indicated by the current reading.</p> <p>Example: 0.1</p> <p>Allowable Values: .001 to 999.999</p>

6. Miscellaneous Updates

6.1 Introduction

Notify Update Details (ONUPD) flows will be sent to suppliers where the iGT MAM has become aware that meter details have changed or new data has become available. For example, this may be due to a resolved shipper query.

6.2 Process Flow



4: DIAGRAM SHOWING FLOW OF INFORMATION ON A MISCELLANEOUS UPDATE

6.3 File Formats

Notify Update Details – ONUPD

Applicable when the iGT MAM identifies a change in asset data.

		Field Name	OPT	DOM	LEN	Comments
1	A0177	Record ID	M	T	5	This identifies the record Value: TRANS
	A0055	Transaction Ref	M	T	15	This reference is used to assist with reconciling responses to the original transactions sent and may be used for tracking purposes

		Field Name	OPT	DOM	LEN	Comments
						IGT short code followed by file extension then by digits – uniquely generated number. Example: CCCUPD000000001, where CCC is the iGT Short Code.
	A0056	Transaction Comment	O	T	210	
	A0053	Contract Reference	M	T	25	Where unknown default to IGT short code
	A0144	Transaction Type Code	M	T	5	A code which describes the type of transaction the record represents Default to UPDTE – Update, unless the Asset row has not been updated in which case the value will be REPRT - Report Allowable Values: UPDTE – Update, REPRT - Report
	A0167	Transaction Type reason Code	O	T	5	Leave blank
	A0058	Cross-Ref Other Internal Job Reference	O	T	15	
	A0122	Cross-Ref Other External Job Reference	O	T	15	
	A0142	Transaction Status Code	O	T	5	
	A0057	Transaction Status Code Change reason	O	T	5	
	A0161	Market Sector Code	M	T	1	Identifies the Market Sector the job is related to. May also be provided to GT via T73 record. Allowable Values: D – Domestic, I – Industrial and Commercial
	A0166	Date of Notice	O	D	8	Date of file creation

		Field Name	OPT	DOM	LEN	Comments
						Format: YYYYMMDD
	A0068	Registration Body	O	T	5	Registration body of a company performing the work. Allowable values: OAMI, GSREG
	A0069	Registration Reference	O	T	20	Registration Reference of the Market Participant in the role for which he/she is registered Organisation reference
	A0081	Effective From Date	M	D	8	Date of actual meter data amendment Format: YYYYMMDD
	A0082	Effective To Date	O	D	8	Always leave blank Format: YYYYMMDD
1.2	A0177	Record ID	M	T	5	This identifies the record Value: MTPNT
	A0178	Data Update Code	C	T	5	Value: UPDTE Conditionality: Mandatory if a data item within this record has changed
	A0072	Meter Point Reference	M	N	10	A unique identifier for the point at which a meter is, has been or will be connected to the gas network. A new MPRN is also allocated if the meter point is reconnected after having been made extinct
	A0076	Meter Link Code	O	T	1	Allowable Values: F – Freestanding, P – Prime, S - Sub
	A0077	Meter Point Status	O	T	2	As per MDD
	A0059	Location Code	O	T	2	As per MDD
	A0157	Meter Point Location Notes	O	T	100	Conditionality: Mandatory if A0059 is populated with the value 98 (Other)
	A0075	Access Instructions	O	T	210	Additional instructions necessary to support an agent's visit, such as key instructions, special tools required, or access information
	A0074	Conversion Factor	C	N	9, 6	A fixed factor applies where no Converter is fitted and the meter reading needs to be

		Field Name	OPT	DOM	LEN	Comments
						corrected for pressure, altitude and/or temperature. Allowable Values: .000001 to 999.999999 Conditionality: Mandatory if known
	A0073	Last Inspection Date	O	D	8	The date on which the meter installation was last inspected. May also be provided to GT via N44 record Format: YYYYMMDD
	A0164	Metering Pressure	O	N	9, 3	If populated, must be in line with domain i.e. must be in mbar
1.2. 1	A0177	Record ID	M	T	5	This identifies the record. Value: ADDR5
	A0102	Address Type Code	M	T	5	Code which defines the type of address usage. Value: MTRPT – Meter Point
	A0003	Address Text	O	T	210	
	A0004	Sub Building Name/Number	O	T	40	The name and/or number of a recognised sub-division of a building
	A0006	Building Name/Number	C	T	40	Name/Number of the building. The name is first. This can be used for any non-standard PAF address. E.g. 12-13 or 6A. This may also be used for plot numbers. E.g. Plot 58. Conditionality: Where Sub Building Name/Number is not populated, this field is Mandatory
	A0007	Dependent Thoroughfare	O	T	40	The name of a minor street dependent upon the presence of a Principal Street to provide the full address of a premise
	A0008	Thoroughfare	C	T	40	The main street associated with an address. Conditionality: Where Dependent Thoroughfare is not populated, this field is Mandatory
	A0009	Double Dependent Locality	O	T	40	A geographical area within a Dependent Locality such as a sub-postal district

		Field Name	OPT	DOM	LEN	Comments
	A0010	Dependent Locality	O	T	40	A named geographical area within a Post Town such as a postal district
	A0011	Post Town	O	T	40	The name of the town/city which the address is found in
	A0012	County	O	T	40	The county name for postal purposes
	A0013	Postcode	M	T	10	An abbreviated form of the address used to identify one or more delivery points. The Outcode and Incode are always separated by a space
	A0015	Grid Co-ord X	O	N	7	Leave blank
	A0016	Grid Co-ord Y	O	N	7	Leave blank
	A0017	Grid Co-ord Z	O	N	7	Leave blank
	A0018	Unique Property Reference Number	O	T	12	Leave blank
1.2.2	A0177	Record ID	M	T	5	This identifies the record Value: ASSET
	A0178	Data Update Code	C	T	5	Value: UPDTE Conditionality: Mandatory if a data item within this record has changed
	A0144	Transaction Type Code	M	T	5	A code that uniquely identifies the type of work Value: UPDTE - Update
	A0024	Asset Class Code	M	T	5	A code to indicate the classification of the asset Value: METER - Meter
	A0109	Product Identifier	O	T	10	A MDD defined value to identify a set of assets with common attributes
	A0163	Payment Method Code	M	T	5	Allowable Values: CR – Credit, PP – Prepayment.
	A0083	Model Code	M	T	10	Code which uniquely identifies the model. Example: E6
	A0060	Manufacturer Code	M	T	3	The unique code of the manufacturer of the meter or other instrument configuration.

		Field Name	OPT	DOM	LEN	Comments
						Example: SCH - Schlumberger
	A0021	Year of Manufacture	M	N	4	Year of manufacture for the asset as stamped on the asset. Example: 1999. Allowable Values: 1960 to Current year +1
	A0022	Serial Number	M	T	14	The serial number of the asset The manufacturer's serial number including alpha numeric characters. Example: E612345678901
	A0059	Location Code	M	T	2	A code representing the location of the asset As per MDD
	A0158	Asset Location Notes	C	T	100	Conditionality: Mandatory if A0059 is populated with the value 98 (Other)
	A0037	Asset Status Code	M	T	2	As per MDD
1.2. 2.1	A0177	Record ID	M	T	5	This identifies the record. Value: METER
	A0178	Data Update Code	C	T	5	Value: UPDTE Conditionality: Mandatory if a data item within this record has changed
	A0025	Meter Type Code	M	T	5	Code to determine the type of meter. Allowable Values: D – Diaphragm of Unknown Material, R – Rotary, L – Leather Diaphragm, S – Synthetic, T – Turbine, U – Ultrasonic, Z – Unknown
	A0085	Meter Mechanism Code	M	T	5	The coded value describing the payment mechanism of the meter. Allowable Values: CM – Coin Meter, ET – Electronic Token Meter, CR – Credit, MT – Mechanical Token Meter, PP – Prepayment, TH – Thrifty, U – Unknown, NS – SMETs non-compliant, S1 – SMETs version 1, S2 – SMETs version 2

		Field Name	OPT	DOM	LEN	Comments
	A0112	Measuring Capacity	M	N	10, 4	The maximum volume of gas (Q max) that can be passed through the asset per hour, based upon the manufacturer's maximum value. For example: 6* - 6m cubed per hour (*In conjunction with indication of the imperial/metric meter). Allowable Values: 0 to 999999.9999
	A0079	Meter Usage Code	O	T	1	
	A0044	Collar Status Code	O	T	5	Code to identify the status of the collar. Allowable Values: B – Broken, I – Intact
	A0149	OAMI Inspection Date	O	D	8	Format: YYYYMMDD
	A0126	Role Code	M	T	5	Unique code which identifies the role the market participant is acting in (for Gas Act Owner) Identifies who the Gas Act Owner of the meter is. Allowable Values: S – Supplier, T – Transporter, C – Consumer
	A0160	Last Refurbished Date	O	D	8	Format: YYYYMMDD
	A0194	Pulse Value	O	N	7, 2	The value that one pulse from the instrument represents. Valid values are integers of 10 expressed as numbers. i.e. 10x (Where x is the power of) expressed as a number. E.g. an acceptable value would be 1000 (i.e. 10 ³). A value of, for example, 0.2 would fail. Examples are 0.01, 0.1, 0, 1, 10, 100, 1000, 10000. If a value of 00.01 was sent, this would not cause record validation failure
1.2. 2.3	A0177	Record ID	M	T	5	This identifies the record Value: REGST
	A0178	Data Update Code	C	T	5	Value: UPDTE Conditionality: Mandatory if a data item within this record has changed

		Field Name	OPT	DOM	LEN	Comments
	A0124	Register Type Code	M	T	5	A code which uniquely determines the type of register Value: METER – Meter
	A0121	Number of Dials	M	N	2	Number of significant dials or digits on the asset which are to be considered during the asset reading. Example: 5 – 5 readable dials. Allowable Values: 4 to 10
	A0123	Units of Measurement	M	T	5	Units in which volume is expressed. Allowable Values: SCFH – Standard Cubic Feet per Hour, SCMH – Standard Cubic Meters per Hour
	A0120	Multiplication Factor	M	N	6, 3	Multiplication Factor to apply to the resultant index advance indicated by the current reading. Example: 0.1 Allowable Values: .001 to 999.999

7. Response Files

7.1 Supplier Response Files

Suppliers may optionally produce the following response files to the notification files detailed in this document:

- RNJOB
- RNUPD

Where a Supplier rejects a file due to errors in the file format, the iGT will manually handle any rejections contained within the response file and will attempt to resolve on a reasonable endeavours basis.

7.2 File Formats

RNJOB and RNUPD files to be sent in accordance with RGMA Baseline document, as amended from time to time.

8. Query Management and Invoicing

IGTs and shippers will use existing iGT UNC processes to:

1. Resolve any queries relating to data or service issues;
2. Invoice shippers for metering services rendered.

Queries will be sent in a format and by methods currently used or otherwise agreed in future. SLAs for responding to queries should be commercially agreed between shippers (or suppliers) and iGTs.

Invoices will be issued on the basis specified in the contract with the iGT MAM/MAP. Invoice backing data will continue to be sent as per the contract under the iGT UNC, unless an alternative process is bilaterally agreed.

9. Appendix 1 - Transaction Comment A0056

This Appendix specifies the address format for field A0056 (Mandatory, Text Delimited). All of the fields are conditional mandatory where known and where there are no details for a specific element then the field should remain as a placeholder but contain no data.

Each constituent part of the address within the Transaction Comment should be separated with the tilde character (i.e. ~) as opposed to a comma thereby avoiding any potential file format issues based upon comma separated fields.

The address populated should be the current address, and therefore is likely to be the postal address associated with the plot. If a PSR has been previously sent to the shipper, the details should match the details supplied on the most recent PSR.

A0056 – Transaction Comment	
Description	Example
Plot Number	1
Sub Building	Block A
Building Number	17
Building Name	East Wing, Commercial House
Dependent Thoroughfare	
Thoroughfare	High Street
Double Dependent Locality	
Dependent Locality	
Post Town	Cobham
County	Surrey
Outcode	KT11
Incode	1JR

Example reflective of above –

“1~Block A~17~East Wing, Commercial House~~High Street~~~Cobham~Surrey~KT11~1JR”

10. Appendix 2 – Examples

Installation - New Connection

```
"HEADR","ONJOB","IGT","MAM","XXX","SUP",20160822,"140047","PN999999","PRDCT",7,1
"TRANS","ESPJOB0000000001","","100027556","INSTL","NEWCN","","","COMLT","","D","OAMI","196
066",,
"MTPNT","","9999999999","F","","","","1.022640,20160822,
"ASSET","","INSTL","METER","","CR","G4","ITR",2015,"G4A00123456EG","11","","LI"
"METER","","S","CR",6.0000,"","",20160822,"T",,
"REGST","","METER",5,"SCMH",1.000
"READG",20160822,"01234"
"APPNT","",20160822,,"","090000","170000"
"TRAIL"
```

Meter Exchange with Updates to Removed Meter – Where the removed meter details differ to that held by the MAM

```
"HEADR","ONJOB","IGT","MAM","XXX","SUP",20160821,"221111","PN999999","PRDCT",11,1
"TRANS","ESPJOB0000000001","","CREF","EXCHG","","","COMLT","","D","OAMI","196066",,
"MTPNT","",1234567890,"F","","","","1.022640,20160821,
"ASSET","UPDTE","REMOVED","METER","","PP","METGW","GW",2000,"L001234567M","09","","RE"
"METER","UPDTE","S","ET",6.0000,"","",20160821,"T",,
"REGST","","METER",5,"SCMH",1.000
"READG",20160821,"16396"
"ASSET","","INSTL","METER","","PP","METLG210","LPG",2011,"L991234567M","09","","LI"
"METER","","U","ET",6.0000,"","",20160821,"T",,
"REGST","","METER",5,"SCMH",1.000
"READG",20160821,"01234"
"APPNT","",20160821,,"","090000","170000"
"TRAIL"
```

Meter Exchange with No change to Removed Meter

```
"HEADR","ONJOB","IGT","MAM","XXX","SUP",20160821,"221111","PN999999","PRDCT",11,1
"TRANS","ESPJOB0000000001","","CREF","EXCHG","","","COMLT","","D","OAMI","196066",,
"MTPNT","",1234567890,"F","","","","1.022640,20160821,
"ASSET","","REMOVED","METER","","PP","METGW","GW",2000,"L001234567M","09","","RE"
"METER","","S","ET",6.0000,"","",20160821,"T",,
"REGST","","METER",5,"SCMH",1.000
"READG",20160821,"16396"
"ASSET","","INSTL","METER","","PP","METLG210","LPG",2011,"L991234567M","09","","LI"
"METER","","U","ET",6.0000,"","",20160821,"T",,
"REGST","","METER",5,"SCMH",1.000
"READG",20160821,"01234"
"APPNT","",20160821,,"","090000","170000"
"TRAIL"
```

Cos Gain ONUPD

```
"HEADR","ONUPD","IGT","MAM","XXX","SUP",20160818,"131526","PN999999","PRDCT",6,1
"TRANS","ESPU0000000001","","CREF","APPNT","COS","","","D","","",20160818,
"MTPNT","",1234567890,"F","LI","","","1.022640,,
"ADDRS","MTRPT","","","Bob House",".",",",,"BOBLAND","","BB1 1ZZ",,,,
"ASSET","","APPNT","METER","","CR","MDA25","ACT",2008,"M99A1234567A6","32","","LI"
```

```
"METER","","S","CR",25,"","","T",,  
"REGST","","METER",6,"SCMH",1.000  
"TRAIL"
```

UPDATE ONUPD

```
"HEADR","ONUPD","IGT","MAM","TCG","SUP",20160822,"122323","PN999999","PRDCT",6,1  
"TRANS"," ESPUPD000000001","","CREF","UPDTE","","","","","","D","","",20131024,  
"MTPNT","UPDTE",1234567890,"","","","","",1.022640,,  
"ADDRS","MTRPT","","","11","","BOB PARK","","","Bobland","","BB1 1ZZ",,,,""  
"ASSET","UPDTE","UPDTE","METER","","PP","METLG210","LPG",2008,"L0859999999M","32","","LI"  
"METER","UPDTE","U","ET",6.000,"","",20131023,"T",,  
"REGST","","METER",5,"SCMH",1.000  
"TRAIL"
```